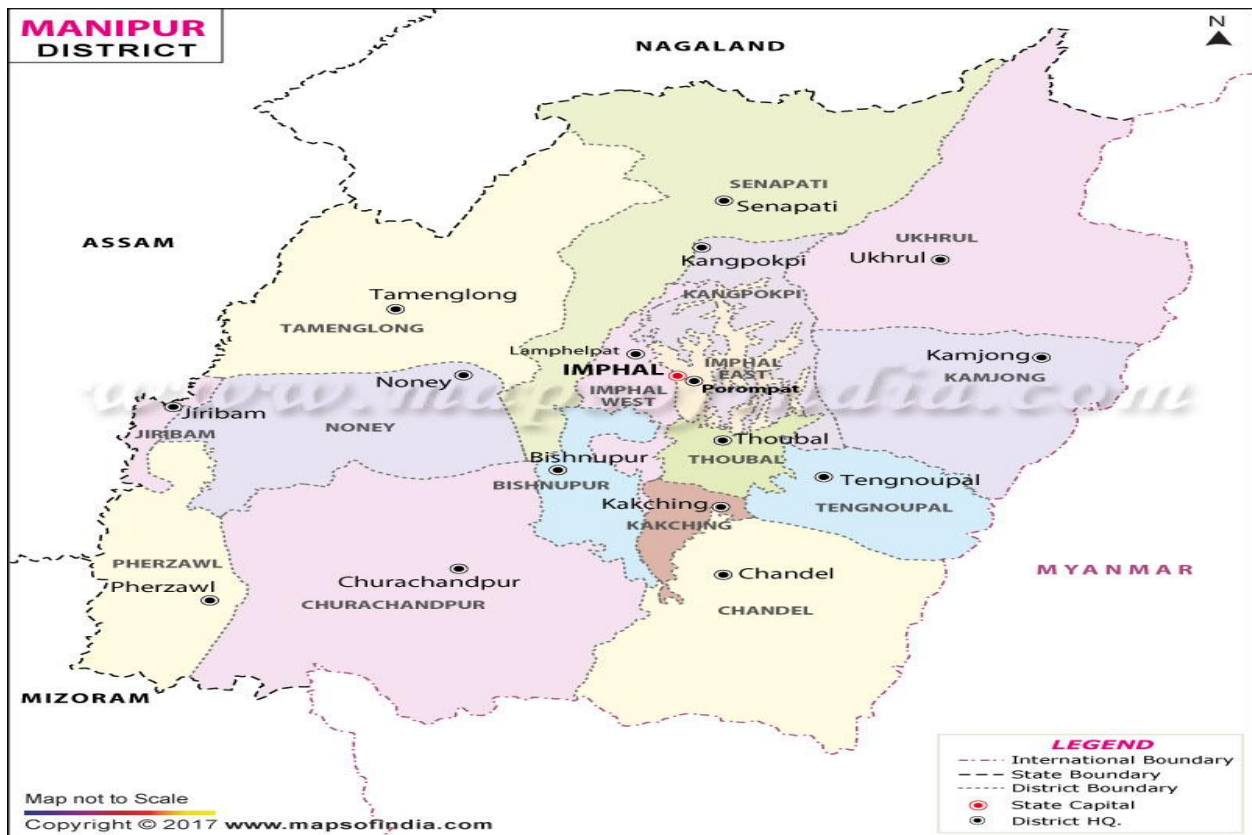


MANIPUR STATE PROFILE

The word Manipur is derived from two words, “Mani” meaning ‘Jewel’ and “Pur” meaning “City or Place”. Pandit Jawaharlal Nehru called Manipur the ‘Jewel of India’ while Lord Irwin described it as the Switzerland of India’. It is bounded by Nagaland to the north, Mizoram to the south, and Assam to the west, Myanmar (Sagaing Region and Chin State) lies to its east. The state covers an area of 22,327 square kilometres (8,621 sq miles) and as per Census 2011, it has a population of 28.56 Lakhs. The rural and urban population is 70.79% and 29.21%, respectively. Sex Ratio in Manipur is 985 i.e. for each 1000 male. Manipur has been at the crossroads of Asian economic and cultural exchange for more than 2,500 years. It has long connected the Indian subcontinent to Southeast Asia, China (or East Asia), Siberia, Micronesia and Polynesia, enabling migration of people, cultures, and religions.

Districts of Manipur



1. Bishnupur	5. Imphal West	9. Kangpokpi	13. Tamenglong
2. Chandel	6. Jiribam	10. Noney	14. Tengnoupal
3. Churachandpur	7. Kakching	11. Pherzawl	15. Thoubal
4. Imphal East	8. Kamjong	12. Senapati	16. Ukhrul

Manipur State

Selected Economic Indicators.

Sl. No.	Items	Ref. Year	Unit	Particulars
1.	Geographical Area	2011 Census	'000 Sq. Km.	22.327
2.	Population	2011 Census	Lakh No.	28.56
3.	Density	-do-	Persons per Sq. Km.	128
4.	Sex Ratio	-do-	Females per '000 Males	985
5.	Percentage of Urban Population to the total population	-do-	Percentage	29.21
6.	Average Annual Exponential Growth Rate	2001-2011	-do-	2.19
7.	Population Below Poverty Line (As per Planning Commission estimates)	1999-2000	-do-	36.9
8.	Literacy rate : (i) Persons (ii) Male (iii) Female	2011 Census	-do-	i) 76.94 ii) 83.58 iii) 70.26
9.	Gross State Domestic Product (GSDP) at factor cost : (i) At Market prices(2024-2025)	2024-2025	Rs. in Lakhs	5214376
10.	Net State Domestic Product (NSDP) at factor cost (i) At Market prices(2024-2025)	-do-	-do-	4641941
11.	Per Capita NSDP (i) At Market prices(2024-2025)	-do-	In Rs.	142086
12.	Index of Agricultural Production (Base: Triennium ending =100)	2021-2022 (Provisional)	'000 tonnes	463.46
13.	Total cropped area	2023-2024	'000 hectares	87.32
14.	Net area sown	-do-	-do-	191.46
15.	Index of Industrial Production (Base :)	2021-2022	General Index	106.7
16.	Post office per lakh population	2025 (Dec.)	No.	25
17.	Avg. Population per Bank Branch	2025 (December)	Nos.	10499
18.	Employment on organised sector			
19.	(i) Public Sector	As on 31 st March, 2011	Lakhs	0.76
20.	(ii) Private Sector	As on 31 st March, 2011	Lakhs	0.03

District-wise Population, Sex-ratio, Density etc (As per 2011 Census).

Sl. No.	DISTRICT	Population	Sex Ratio per '000 males	Density per Sq. Km.	Scheduled Caste			Scheduled Tribe		
					Total	Male	Female	Total	Male	Female
1	KAKCHING	4,22,168	998	708	33,969	16,640	17,329	4,274	2,200	2,074
2.	THOUBAL									
3	TENGNUPAL	1,44,182	981	36	210	107	103	1,08,779	54,692	54,087
4.	CHANDEL									
5	PHERZAWL	2,74,143	944	50	205	179	26	2,12,482	1,07,002	1,05,480
6.	CHURACHANDPUR									
7	KANGPOKPI	4,79,148	935	87	238	143	95	1,22,791	61,785	61,006
8.	SENAPATI									
9.	IMPHAL WEST	5,14,683	1004	856	13,276	6,646	6,630	21,118	10,478	10,640
10	JIRIBAM	4,56,113	991	557	10,409	5,374	5,035	24,712	12,382	12330
11.	IMPHAL EAST									
12.	BISHNUPUR	2,40,363	993	420	1,727	842	885	6,143	3,064	3,079
13	NONEY	1,40,651	922	25	3	X	3	1,06,349	54,020	52,329
14.	TAMENGLONG									
15	KAMJONG	1,83,998	916	31	210	X	X	1,34,493	68,696	65,797
16.	UKHRUL									
TOTAL		28,55,794	8684	2770	60,247	29,931	30,106	56,247	2,67,317	2,61,342

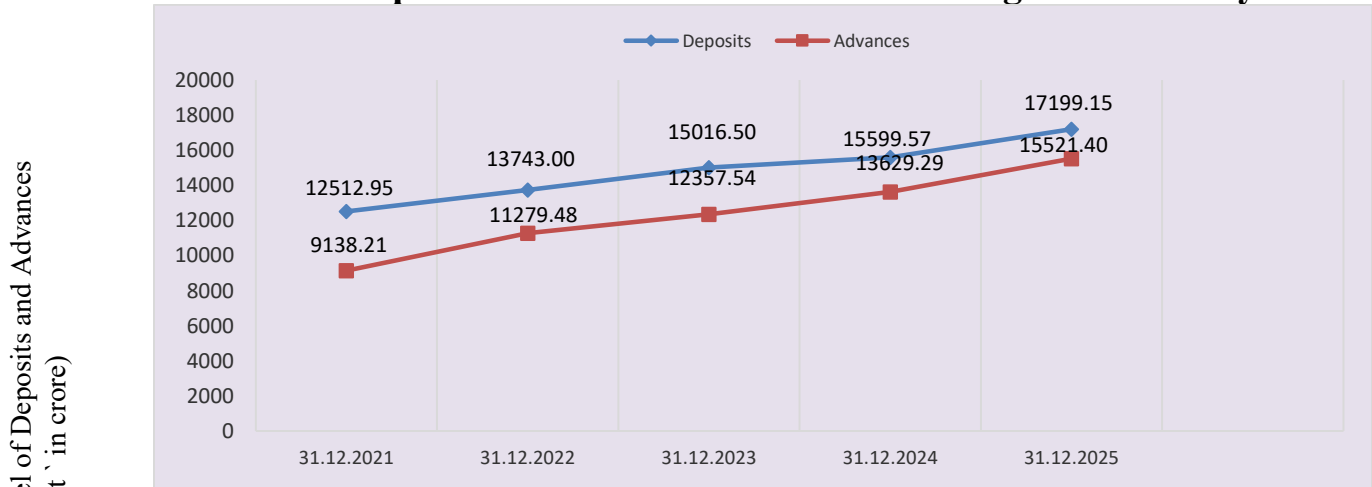
**** Information collected from respective state Govt. website...**

MANIPUR STATE: ACHIEVEMENT VERSUS NATIONAL NORMS

As on 31.12.2025

PARAMETERS	NATIONAL NORMS (%)	State Position (%)
C D RATIO	60	90
CREDIT + INV. : DEPOSIT RATIO	60	103
PRI. SECTOR ADV. TO TOTAL ADV.	40	27
AGL. ADV. TO TOTAL PRI. SECTOR ADV.	18	29

Chart Level of Deposits and Credits in the state during the last five years



Level of Deposits and Advances
(Amt ` in crore)

LEVEL OF AGL ADVANCES IN THE STATE DURING THE LAST FIVE YEARS

Level of AGL Advances (in Crs)

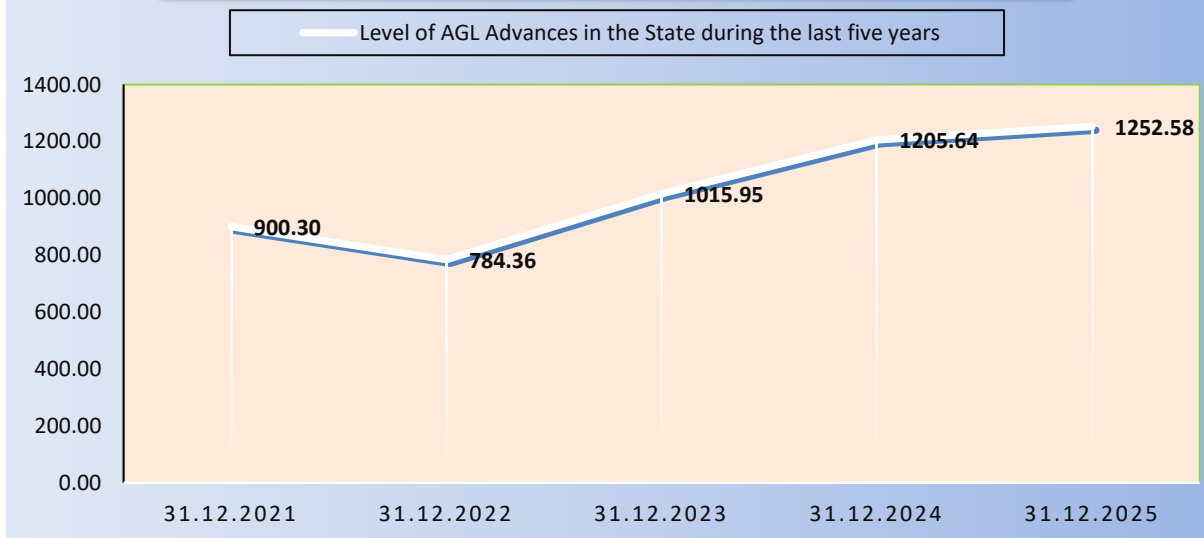


Figure 1

Manipur: Details of Banking Profile for FY (2025-26) as on 31.12.2025

Amount Rs in Lakhs

Profile	Public. Bank	Private. Bank	RRBs	Co-op Banks	Small Finance Bank	Payment Banks	NEDFi/ RIDF	Total
Branch Network	162	54	27	15	5	9	0	272
Aggregate Deposit(D)	1262915.69	363289.42	51061.55	37611.28	5037.00	0.00	0.00	1719914.94
Total Advances inc. Credit Utilize	1277178.67	212395.91	32213.14	28398.71	2143.63	0.00	0.00	1552330.06
CD Ratio (CDR2)	101.13	58.46	63.09	75.51	42.56	0.00	0.00	90.26
Priority Sector (PS) Advances	313502.11	61218.81	25849.81	25793.47	1957.70	0.00	0.00	426364.20
% to Total Advances	24.55	28.82	80.25	90.83	100.00	0.00	0.00	27.47
Adv. to Agriculture (PS)	78072.25	16205.23	12997.91	17942.55	39.70	0.00	0.00	125257.64
% to Total Advances	6.11	7.63	40.35	63.18	1.85	0.00	0.00	8.07
Adv. to MSME Sector (PS)	153084.29	40896.15	8357.15	5042.68	1794.25	0.00	0.00	209174.52
% to Total Advances	11.99	19.25	25.94	17.76	83.70	0.00	0.00	13.47
Adv. to Other Priority Sector (PS)	82345.57	4117.43	4494.75	2808.24	123.75	0.00	0.00	93889.74
% to Total Advances	6.45	1.94	13.95	9.89	5.77	0.00	0.00	6.05

**Bankwise Position of Branches / ATM / Banking Outlets / BC
Report of Manipur in the FY-2025-2026 as on date 31.12.2025**

Sl No.	Bank Name	ATM			Total ATM	Branch			Total Branch	B/C		
		ATM Rural	ATM Semi-Urban	ATM Urban		Branch Rural	Branch Semi-Urban	Branch Urban		B/C Total	B/C Fix	B/C Other
1	BOB	13	1	3	17	9	1	7	17	30	0	30
2	BOI	4	1	2	7	3	1	1	5	7	7	0
3	BOM	0	2	0	2	0	1	1	2	0	0	0
4	CAN	1	1	0	2	3	2	2	7	12	12	0
5	CBI	1	0	3	4	4	2	2	8	15	0	15
6	IND	0	2	1	3	3	2	1	6	8	8	0
7	IOB	0	1	2	3	1	1	1	3	5	0	4
8	PNB	5	5	16	26	8	8	7	23	233	0	233
9	PSB	3	2	1	6	3	2	1	6	3	0	3
10	SBI	49	73	117	239	43	15	9	67	198	167	31
11	UCO	6	4	2	12	8	4	3	15	10	10	0
12	UNI	0	1	1	2	1	1	1	3	14	14	0
Public	Total	82	93	148	323	86	40	36	162	535	218	316
1	AXIS	3	5	7	15	2	5	4	11	144	0	144
2	BAND	0	0	1	1	3	3	3	9	0	0	0
3	HDFC	4	5	7	16	5	4	6	15	94	89	5
4	ICICI	4	2	7	13	4	2	4	10	0	0	0
5	IDBI	4	0	2	6	4	0	1	5	0	0	0
6	INDUS	1	0	2	3	2	0	2	4	0	0	0
7	YES	0	0	0	0	0	0	0	0	0	0	0
Private	Total	16	12	26	54	20	14	20	54	238	89	149
1	SSFB	0	0	0	0	2	1	2	5	0	0	0
Small FB	Total	0	0	0	0	2	1	2	5	0	0	0
1	APBL	0	0	0	0	0	0	0	0	2233	2233	0
2	IPPB	0	0	0	0	8	0	1	9	775	775	0
Payment B	Total	0	0	0	0	8	0	1	9	3008	3008	0
1	MRB	0	0	0	0	16	10	1	27	158	158	0
RRB	Total	0	0	0	0	16	10	1	27	158	158	0
1	MSCB	6	8	3	17	6	8	1	15	0	0	0
Grand	Total	104	113	177	394	138	73	61	272	3939	3473	465

District wise Branches / ATM / Banking Outlets / BC report of Manipur in the FY2025-2026 as on date 31.12.2025

SI No.	Bank Name	ATM			Total ATM	Branch			Total Branch	B/C		
		ATM Rural	ATM Semi-Urban	ATM Urban		Branch Rural	Branch Semi-Urban	Branch Urban		B/C Total	B/C Fix	B/C Other
1	BISHNUPUR	4	11	1	16	5	18	0	23	527	499	28
2	CHANDEL	4	0	0	4	5	0	0	5	71	70	1
3	CHURACHANDPUR	25	3	0	28	23	3	0	26	162	112	50
4	IMPHALEAST	18	33	10	61	29	3	8	40	621	572	49
5	IMPHALWEST	10	6	166	182	9	9	53	71	836	742	98
6	JIRIBAM	2	1	0	3	5	1	0	6	46	38	8
7	KAKCHING	1	18	0	19	1	11	0	12	141	100	41
8	KAMJONG	1	0	0	1	1	0	0	1	49	49	0
9	KANGPOKPI	10	0	0	10	15	0	0	15	67	57	9
10	NONEY	2	0	0	2	7	0	0	7	37	36	1
11	PHERZAWL	0	0	0	0	0	0	0	0	8	8	0
12	SENAPATI	17	0	0	17	18	0	0	18	60	47	13
13	TAMENGLONG	0	3	0	3	3	4	0	7	74	57	17
14	TENGNUPAL	4	4	0	8	3	4	0	7	130	61	69
15	THOUBAL	3	27	0	30	9	14	0	23	893	834	55
16	UKHRUL	3	7	0	10	5	6	0	11	217	191	26
Grand Total		104	113	177	394	138	73	61	272	3939	3473	465

Bank Wise Business and Credit Deposit Ratio of Manipur as on date 31.12.2025

(Amount in Rs.Lakhs)

Sl No.	Bank Name	Deposit Amount (D)	Advances Amount (A)	Credit Utilize (CU)	Total Credit (TC=A+CU)	CDR1	CDR2	Investment Amount (I)	TC + I	CDR3
1	BOB	116101.52	102107.54	0	102107.54	87.95	87.95	0	102107.54	87.95
2	BOI	19064.46	52065.06	0.00	52065.06	273.10	273.10	0.00	52065.06	273.10
3	BOM	12022.90	14516.81	0.00	14516.81	120.74	120.74	0.00	14516.81	120.74
4	CAN	20225.90	24320.70	0.00	24320.70	120.25	120.25	0.00	24320.70	120.25
5	CBI	25604.39	18136.36	70.83	18207.19	70.83	71.11	0.00	18207.19	71.11
6	IND	27008.98	23189.49	0.00	23189.49	85.86	85.86	0.00	23189.49	85.86
7	IOB	14524.40	17261.96	118.84	17380.80	118.85	119.67	0.00	17380.80	119.67
8	PNB	222759.55	170730.62	0.00	170730.62	76.64	76.64	0.00	170730.62	76.64
9	PSB	21795.00	18571.00	0.00	18571.00	85.21	85.21	0.00	18571.00	85.21
10	SBI	738836.09	792588.81	0.00	792588.81	107.28	107.28	173518.00	966106.81	130.76
11	UCO	38611.85	36461.88	0.00	36461.88	94.43	94.43	0.00	36461.88	94.43
12	UNI	6360.65	7038.77	0.00	7038.77	110.66	110.66	9241.33	16280.10	255.95
Pub	Total	1262915.69	1276989.00	189.67	1277178.67	101.11	101.13	182759.33	1459938.00	115.60
1	AXIS	89723.24	66836.75	0.00	66836.75	74.49	74.49	0.00	66836.75	74.49
2	BAND	11860.77	1261.14	0.00	1261.14	10.63	10.63	0.00	1261.14	10.63
3	HDFC	129966.27	49557.17	0.00	49557.17	38.13	38.13	0.00	49557.17	38.13
4	ICICI	106877.98	80647.69	0.00	80647.69	75.46	75.46	0.00	80647.69	75.46
5	IDBI	17503.00	13686.51	0.00	13686.51	78.20	78.20	0.00	13686.51	78.20
6	INDUS	7358.16	406.65	0.00	406.65	5.53	5.53	0.00	406.65	5.53
7	YES	0.00	0.00	0.00	0.00			0.00	0.00	
Priv	Total	363289.42	212395.91	0.00	212395.91	58.46	58.46	0.00	212395.91	58.46
1	SSFB	5037.00	2143.63	0.00	2143.63	42.56	42.56	0.00	2143.63	42.56
Small FB	Total	5037.00	2143.63	0.00	2143.63	42.56	42.56	0.00	2143.63	42.56
1	MRB	51061.55	32213.14	0.00	32213.14	63.09	63.09	13172.05	45385.19	88.88
RRB	Total	51061.55	32213.14	0.00	32213.14	63.09	63.09	13172.05	45385.19	88.88
1	MSCB	37611.28	28398.71	0.00	28398.71	75.51	75.51	23239.29	51638.00	137.29
Co-op	Total	37611.28	28398.71	0.00	28398.71	75.51	75.51	23239.29	51638.00	137.29
Banks	Total	1719914.94	1552140.39	189.67	1552330.06	90.25	90.26	219170.67	1771500.73	103.00

**District wise Position of DEPOSITS, ADVANCES , CD RATIO Report of Manipur as on date
31.12.2025 (Excluding NEDFi,RIDF & Credit Utilize figures)**

(Amount in Rs. Lakhs)

Sl No.	District Name	Dep Rural	Dep Semi-Urban	Dep Urban	Total Deposit	Adv Rural	Adv Semi-Urban	Adv Urban	Total Advances	CDR Rural	CDR Semi Urban	CDR Urban	Overall CD Ratio
1	BISHNUPUR	3113.47	50448.78	0.00	53562.25	8702.19	65796.76	3980.92	78479.87	279.50	130.42		146.52
2	CHANDEL	32078.78	0.00	0.00	32078.78	23770.47	20.20	119.18	23909.85	74.10			74.53
3	CHURACHANDPUR	152581.23	5533.16	0.00	158114.39	122609.20	2469.55	1242.87	126321.62	80.36	44.63		79.89
4	IMPHALEAST	135969.52	14346.31	53972.51	204288.34	129912.97	9135.16	56948.59	195996.72	95.55	63.68	105.51	95.94
5	IMPHALWEST	41105.10	52407.26	873454.51	966966.87	43591.57	68316.81	671142.82	783051.20	106.05	130.36	76.84	80.98
6	JIRIBAM	13711.39	251.40	0.00	13962.79	6007.13	187.57	0.00	6194.70	43.81	74.61		44.37
7	KAKCHING	1160.26	29803.96	0.00	30964.22	1765.64	48917.22	0.00	50682.86	152.18	164.13		163.68
8	KAMJONG	1406.08	0.00	0.00	1406.08	2142.94	0.00	0.00	2142.94	152.41			152.41
9	KANGPOKPI	54091.66	0.00	0.00	54091.66	42128.59	0.00	0.00	42128.59	77.88			77.88
10	NONEY	7458.93	0.00	0.00	7458.93	5684.49	0.00	0.00	5684.49	76.21			76.21
11	PHERZAWL	5.42	0.00	0.00	5.42	0.00	0.00	0.00	0.00	0.00			0.00
12	SENAPATI	61870.18	1103.03	0.00	62973.21	57949.09	1295.08	0.00	59244.17	93.66	117.41		94.08
13	TAMENGLONG	1025.10	14655.17	0.00	15680.27	467.21	12766.48	0.00	13233.69	45.58	87.11		84.40
14	TENGNUPAL	7083.96	7606.04	0.00	14690.00	14498.32	4550.46	0.00	19048.78	204.66	59.83		129.67
15	THOUBAL	12190.07	49751.90	0.00	61941.97	20106.55	88613.57	5512.82	114232.94	164.94	178.11		184.42
16	UKHRUL	2581.05	40425.92	0.00	43006.97	5406.65	26381.32	0.00	31787.97	209.47	65.26		73.91
Grand Total		527432.20	266332.93	927427.02	1721192.15	484743.01	328450.18	738947.20	1552140.39	91.91	123.32	79.68	90.18

Bank-wise ACP (Priority Sector) OUTSTANDING Report of Manipur as on date 31.12.2025

(Amount in Rs. Lakhs)

Sl No.	Bank Name	Total Agri (PS) O/S No.	Total Agri (PS) O/S Amt.	Total MSME (PS) O/S No.	Total MSME (PS) O/S Amt.	Total Other PS O/S No.	Total Other PS O/S Amt.	Total PS O/S No.	Total PS O/S Amt.
1	BOB	2597	7928.50	3258	18393.10	417	2913.08	6272	29234.68
2	BOI	8271	28174.01	1486	5450.52	359	4889.44	10116	38513.97
3	BOM	290	1314.17	484	4131.90	109	1433.39	883	6879.46
4	CAN	1708	3216.44	1376	5355.96	335	2677.11	3419	11249.51
5	CBI	1065	2106.87	1985	10001.64	70	414.43	3120	12522.94
6	IND	514	1019.56	992	9858.99	74	767.54	1580	11646.09
7	IOB	1488	821.72	578	4870.70	64	5752.71	2130	11445.13
8	PNB	12024	10525.54	5046	16526.68	1175	12637.90	18245	39690.12
9	PSB	591	1227.97	1091	5650.94	134	1539.37	1816	8418.28
10	SBI	11134	19130.39	10546	65244.08	3616	43666.63	25296	128041.10
11	UCO	2072	2386.56	3750	6961.65	1499	5564.00	7321	14912.21
12	UNI	55	220.52	151	638.13	15	89.97	221	948.62
Pub	Total	41809	78072.25	30743	153084.29	7867	82345.57	80419	313502.11
1	AXIS	206	420.32	834	8517.79	70	216.63	1110	9154.74
2	BAND	86	31.03	118	38.82	6	1.25	210	71.10
3	HDFC	1000	4432.32	951	11730.52	7376	1671.91	9327	17834.75
4	ICICI	2715	10701.91	348	18385.85	49	645.79	3112	29733.55
5	IDBI	168	619.65	232	2223.17	140	1581.85	540	4424.67
6	INDUS	0	0.00	0	0.00	0	0.00	0	0.00
7	YES	0	0.00	0	0.00	0	0.00	0	0.00
Priv	Total	4175	16205.23	2483	40896.15	7641	4117.43	14299	61218.81
1	SSFB	58	39.70	1791	1794.25	190	123.75	2039	1957.70
Small FB	Total	58	39.70	1791	1794.25	190	123.75	2039	1957.70
1	MRB	16968	12997.91	8595	8357.15	373	4494.75	25936	25849.81
RRB	Total	16968	12997.91	8595	8357.15	373	4494.75	25936	25849.81
1	MSCB	5923	17942.55	2703	5042.68	1174	2808.24	9800	25793.47
Grand	Total	68933	125257.64	46315	209174.52	17245	93889.74	132493	428321.90

District-wise ACP (Priority Sector) OUTSTANDING Report of Manipur as on date 31.12.2025 (Excluding RIDF & NEDFi)

(Amount in Rs. Lakhs)

Sl No.	District Name	Total Agri (PS) O/S No.	Total Agri (PS) O/S Amt.	Total MSME (PS) O/S No.	Total MSME (PS) O/S Amt.	Total Other PS O/S No.	Total Other PS O/S Amt.	Total PS O/S No.	Total PS O/S Amt.
1	BISHNUPUR	10818	14213.91	4137	8473.76	1207	5899.36	16162	28587.03
2	CHANDEL	334	334.33	651	898.20	147	1152.79	1132	2385.32
3	CHURACHANDPUR	4252	5084.82	2762	13628.75	923	8449.78	7937	27163.35
4	IMPHALEAST	9403	17832.05	7886	26965.11	4418	10709.90	21707	55507.06
5	IMPHALWEST	24889	56060.13	16530	122083.78	6228	46921.77	47647	225065.68
6	JIRIBAM	134	213.16	129	287.01	65	96.47	328	596.64
7	KAKCHING	3414	5446.83	2307	5463.43	470	3851.06	6191	14761.32
8	KAMJONG	26	42.52	63	77.09	0	0.00	89	119.61
9	KANGPOKPI	1081	1221.98	1124	3643.76	216	1943.88	2421	6809.62
10	NONEY	653	644.51	377	647.43	27	108.10	1057	1400.04
11	PHERZAWL	0	0.00	0	0.00	0	0.00	0	0.00
12	SENAPATI	2409	2920.40	2136	8430.63	508	3345.56	5053	14696.59
13	TAMENGLONG	343	297.28	477	1084.32	24	188.03	844	1569.63
14	TENGNOUNPAL	602	680.14	1086	1291.74	70	909.29	1758	2881.17
15	THOUBAL	9534	19016.41	5237	12886.70	2759	10085.24	17530	41988.35
16	UKHRUL	1041	1249.17	1413	3312.81	183	228.51	2637	4790.49
Grand Total		68933	125257.64	46315	209174.52	17245	93889.74	132493	428321.90

Segregation of Advances in Manipur as on date 31.12.2025

(Amount in Rs. Lakhs)

Sl No.	Bank Name	Priority Sector Advance (PSA)	Non Priority Sector Advance	Total Advance	Weaker Sector Advance (WSA)	PSA to Tot. Adv (%)	WSA to PSA (%)	WSA to Tot. Adv (%)
1	BOB	29234.68	72873.00	102108.00	7376.56	28.63	25.23	7.22
2	BOI	38513.97	13551.00	52065.00	29145.86	73.97	75.68	55.98
3	BOM	6879.46	7638.00	14517.00	38.04	47.39	0.55	0.26
4	CAN	11249.51	13071.00	24321.00	6942.91	46.25	61.72	28.55
5	CBI	12522.94	5613.00	18136.00	2665.10	69.05	21.28	14.70
6	IND	11646.09	11543.00	23189.00	1553.80	50.22	13.34	6.70
7	IOB	11445.13	5817.00	17262.00	632.52	66.30	5.53	3.66
8	PNB	39690.12	131041.00	170731.00	64461.44	23.25	162.41	37.76
9	PSB	8418.28	10153.00	18571.00	193.58	45.33	2.30	1.04
10	SBI	128041.10	664548.00	792589.00	52098.76	16.15	40.69	6.57
11	UCO	14912.21	21550.00	36462.00	7793.53	40.90	52.26	21.37
12	UNI	948.62	6090.00	7039.00	1559.12	13.48	164.36	22.15
Pub	Total	313502.11	963488.00	1276990.00	174461.22	24.55	55.65	13.66
1	AXIS	9154.74	57682.00	66837.00	1066.23	13.70	11.65	1.60
2	BAND	71.10	1190.00	1261.00	62.08	5.64	87.31	4.92
3	HDFC	17834.75	31722.00	49557.00	5376.10	35.99	30.14	10.85
4	ICICI	29733.55	50914.00	80648.00	11252.31	36.87	37.84	13.95
5	IDBI	4424.67	9262.00	13687.00	2234.57	32.33	50.50	16.33
6	INDUS	0.00	407.00	407.00	0.00	0.00		0.00
7	YES	0.00	0.00	0.00	0.00			
Priv	Total	61218.81	151177.00	212397.00	19991.29	28.82	32.66	9.41
1	SSFB	1957.70	186.00	2144.00	260.43	91.31	13.30	12.15
Small FB	Total	1957.70	186.00	2144.00	260.43	91.31	13.30	12.15
1	MRB	25849.81	6363.00	32213.00	13170.44	80.25	50.95	40.89
RRB	Total	25849.81	6363.00	32213.00	13170.44	80.25	50.95	40.89
1	MSCB	25793.47	2606.00	28399.00	9163.73	90.83	35.53	32.27
Grand	Total	428321.90	1123820.00	1552143.00	217047.11	27.60	50.67	13.98

Bankwise Progress under Agri (PS) Outstanding Report of Manipur as on date 31.12.2025

(Amount in Rs. Lakhs)

Sl No.	Bank Name	Farm Credit Crop No	Farm Credit Crop Amt	Farm Credit Term Loan No	Farm Credit Term Loan Amt	Agri Infra No	Agri Infra Amt	Ancillary No	Ancillary Amt	Agri Total O/S No.	Agri Total O/S Amount
1	BOB	1337	4330.3	961	2248.5	4	15.9	295	1333.8	2597	7928.5
2	BOI	406	301.5	7651	27464.3	0	0.0	214	408.2	8271	28174.0
3	BOM	8	24.1	3	13.0	0	0.0	279	1277.1	290	1314.2
4	CAN	1162	2133.1	462	851.8	3	1.3	81	230.2	1708	3216.4
5	CBI	427	252.0	636	1833.5	0	0.0	2	21.4	1065	2106.9
6	IND	456	656.4	42	169.7	4	0.5	12	193.0	514	1019.6
7	IOB	195	238.8	1266	464.4	1	1.5	26	117.0	1488	821.7
8	PNB	10479	7010.9	1158	2673.0	13	43.0	374	798.6	12024	10525.5
9	PSB	93	345.3	498	882.7	0	0.0	0	0.0	591	1228.0
10	SBI	6036	4737.1	4329	10809.8	1	47.5	768	3536.1	11134	19130.4
11	UCO	1484	1423.7	563	881.0	1	5.5	24	76.4	2072	2386.6
12	UNI	40	118.1	9	16.6	0	0.0	6	85.8	55	220.5
Pub	Total	22123	21571.4	17578	48308.2	27	115.1	2081	8077.6	41809	78072.3
1	AXIS	92	27.7	114	392.7	0	0.0	0	0.0	206	420.3
2	BAND	0	0.0	36	16.0	0	0.0	50	15.0	86	31.0
3	HDFC	161	618.4	833	3185.2	1	0.9	5	627.8	1000	4432.3
4	ICICI	3	7.6	2707	10309.9	0	0.0	5	384.4	2715	10701.9
5	IDBI	73	224.0	56	193.9	0	0.0	39	201.8	168	619.7
6	INDUS	0	0.0	0	0.0	0	0.0	0	0.0	0	0.0
7	YES	0	0.0	0	0.0	0	0.0	0	0.0	0	0.0
Priv	Total	329	877.7	3746	14097.6	1	0.9	99	1229.0	4175	16205.2
1	SSFB	0	0.0	58	39.7	0	0.0	0	0.0	58	39.7
Small FB	Total	0	0.0	58	39.7	0	0.0	0	0.0	58	39.7
1	MRB	9651	4724.6	4694	6529.5	15	20.1	2608	1723.7	16968	12997.9
RRB	Total	9651	4724.6	4694	6529.5	15	20.1	2608	1723.7	16968	12997.9
1	MSCB	1630	962.7	4292	6979.9	0	0.0	1	10000.0	5923	17942.6
Grand	Total	33733	28136.3	30368	75955.0	43	136.1	4789	21030.2	68933	125257.6

Districtwise Progress under Agri (PS) OUTSTANDING Report of Manipur as on date 31.12.2025(Excluding RIDF)

(Amount in Rs.Lakhs)

Sl No.	District Name	Farm Credit Crop No	Farm Credit Crop Amt	Farm Credit Term Loan No	Farm Credit Term Loan Amt	Agri Infra No	Agri Infra Amt	Ancillary No	Ancillary Amt	Agri Total O/S No.	Agri Total O/S Amount
1	BISHNUPUR	5682	3038.69	4556	10765.91	3	7.64	577	401.67	10818	14213.91
2	CHANDEL	248	184.56	75	123.32	0	0.00	11	26.45	334	334.33
3	CHURACHANDPUR	2836	2492.25	1248	1823.69	0	0.00	168	768.88	4252	5084.82
4	IMPHALEAST	2737	2441.92	5347	13372.97	14	14.04	1305	2003.12	9403	17832.05
5	IMPHALWEST	13274	13142.43	9921	27124.20	11	93.02	1683	15700.48	24889	56060.13
6	JIRIBAM	88	53.62	29	53.92	0	0.00	17	105.62	134	213.16
7	KAKCHING	1328	1095.49	1888	4112.48	5	3.75	193	235.11	3414	5446.83
8	KAMJONG	24	26.06	0	0.00	0	0.00	2	16.46	26	42.52
9	KANGPOKPI	802	552.40	186	349.73	0	0.00	93	319.85	1081	1221.98
10	NONEY	227	168.38	392	343.36	0	0.00	34	132.77	653	644.51
11	PHERZAWL	0	0.00	0	0.00	0	0.00	0	0.00	0	0.00
12	SENAPATI	1956	1492.80	349	1148.17	0	0.00	104	279.43	2409	2920.40
13	TAMENGLONG	195	154.95	119	98.54	0	0.00	29	43.79	343	297.28
14	TENGNOUNPAL	201	131.00	328	384.36	0	0.00	73	164.78	602	680.14
15	THOUBAL	3436	2448.68	5627	15830.64	6	9.10	465	727.99	9534	19016.41
16	UKHRUL	699	713.10	303	423.67	4	8.56	35	103.84	1041	1249.17
Grand Total		33733	28136.33	30368	75954.96	43	136.11	4789	21030.24	68933	125257.64

Bankwise Progress under MSME (PS) Outstanding Report of Manipur as on date 31.12.2025

(Amount in Rs. Lakhs)

SI No.	Bank Name	Micro No.	Micro Amt.	Small No.	Small Amt.	Medium No.	Medium Amt.	Other MSME No.	Other MSME Amt.	MSME Total O/S No.	MSME Total O/S Amount
1	BOB	3240	17081.8	18	1311.3	0	0.0	0	0.0	3258	18393.1
2	BOI	1474	4410.7	7	1000.1	5	39.7	0	0.0	1486	5450.5
3	BOM	249	1326.5	10	2115.6	0	0.0	225	689.9	484	4131.9
4	CAN	1307	4919.2	44	302.7	1	0.5	24	133.7	1376	5356.0
5	CBI	1808	7606.5	24	1752.8	1	30.3	152	612.1	1985	10001.6
6	IND	966	7259.2	25	1998.8	1	601.0	0	0.0	992	9859.0
7	IOB	572	4580.8	6	289.9	0	0.0	0	0.0	578	4870.7
8	PNB	4676	13109.0	361	3273.1	9	144.6	0	0.0	5046	16526.7
9	PSB	1054	5083.1	30	222.0	5	323.8	2	22.1	1091	5650.9
10	SBI	10106	52924.8	157	11305.6	7	474.7	276	539.0	10546	65244.1
11	UCO	3744	6377.8	6	583.9	0	0.0	0	0.0	3750	6961.7
12	UNI	151	638.1	0	0.0	0	0.0	0	0.0	151	638.1
Pub	Total	29347	125317.5	688	24155.6	29	1614.5	679	1996.7	30743	153084.3
1	AXIS	761	4623.2	60	2736.2	13	1158.5	0	0.0	834	8517.8
2	BAND	118	38.8	0	0.0	0	0.0	0	0.0	118	38.8
3	HDFC	874	7883.5	75	3817.9	2	29.1	0	0.0	951	11730.5
4	ICICI	245	8664.4	100	9416.4	3	305.1	0	0.0	348	18385.9
5	IDBI	229	1951.3	3	271.9	0	0.0	0	0.0	232	2223.2
6	INDUS	0	0.0	0	0.0	0	0.0	0	0.0	0	0.0
7	YES	0	0.0	0	0.0	0	0.0	0	0.0	0	0.0
Priv	Total	2227	23161.2	238	16242.3	18	1492.6	0	0.0	2483	40896.2
1	SSFB	1791	1794.3	0	0.0	0	0.0	0	0.0	1791	1794.3
Small FB	Total	1791	1794.3	0	0.0	0	0.0	0	0.0	1791	1794.3
1	MRB	8595	8357.2	0	0.0	0	0.0	0	0.0	8595	8357.2
RRB	Total	8595	8357.2	0	0.0	0	0.0	0	0.0	8595	8357.2
1	MSCB	2703	5042.7	0	0.0	0	0.0	0	0.0	2703	5042.7
Grand	Total	44663	163672.8	926	40397.9	47	3107.2	679	1996.7	46315	209174.5

Districtwise Progress under MSME (PS) OUTSTANDING Report of Manipur as on date 31.12.2025 (Excluding NEDFi)

(Amount in Rs.Lakhs)

Sl No.	District Name	Micro No.	Micro Amt.	Small No.	Small Amt.	Medium No.	Medium Amt.	Other MSME No.	Other MSME Amt.	MSME Total O/S No.	MSME Total O/S Amount
1	BISHNUPUR	3883	6761.76	24	968.33	0	0.00	230	743.67	4137	8473.76
2	CHANDEL	650	897.61	1	0.59	0	0.00	0	0.00	651	898.20
3	CHURACHANDPUR	2710	12764.45	38	797.35	2	40.76	12	26.19	2762	13628.75
4	IMPHALEAST	7691	21434.61	141	5068.09	10	346.67	44	115.74	7886	26965.11
5	IMPHALWEST	15719	88173.15	453	30315.50	28	2643.38	330	951.75	16530	122083.78
6	JIRIBAM	124	279.76	5	7.25	0	0.00	0	0.00	129	287.01
7	KAKCHING	2230	4993.44	75	466.32	1	1.96	1	1.71	2307	5463.43
8	KAMJONG	63	77.09	0	0.00	0	0.00	0	0.00	63	77.09
9	KANGPOKPI	1071	3424.80	12	140.96	0	0.00	41	78.00	1124	3643.76
10	NONEY	376	644.56	1	2.87	0	0.00	0	0.00	377	647.43
11	PHERZAWL	0	0.00	0	0.00	0	0.00	0	0.00	0	0.00
12	SENAPATI	2062	7747.02	62	644.57	2	2.54	10	36.50	2136	8430.63
13	TAMENGLONG	464	1034.94	13	49.38	0	0.00	0	0.00	477	1084.32
14	TENGNOUNPAL	1033	1243.19	51	47.00	1	0.00	1	1.55	1086	1291.74
15	THOUBAL	5179	10989.11	45	1784.17	3	71.85	10	41.57	5237	12886.70
16	UKHRUL	1408	3207.30	5	105.51	0	0.00	0	0.00	1413	3312.81
Grand Total		44663	163672.79	926	40397.89	47	3107.16	679	1996.68	46315	209174.52

**Bankwise Progress under Other Priority Sector (OPS) OUTSTANDING Report of Manipur as on date
31.12.2025**

(Amount in Rs. Lakhs)

Sl No.	Bank Name	Export No.	Export Amt.	Education PS No.	Education PS Amt.	Housing PS No.	Housing PS Amt.	Social Infra No.	Social Infra Amt.	Renewable No.	Renewable Amt.	Other PS No.	Other PS Amt.	OPS Total O/S No.	OPS Total O/S Amount
1	BOB	0	0	203	687.23	199	2196.70	0	0.00	10	20.49	5	8.66	417	2913.08
2	BOI	0	0	36	140.37	322	4748.14	0	0.00	0	0.00	1	0.93	359	4889.44
3	BOM	0	0	31	137.39	63	1145.90	1	108.90	0	0.00	14	41.20	109	1433.39
4	CAN	0	0	223	1183.33	111	1492.17	0	0.00	1	1.61	0	0.00	335	2677.11
5	CBI	0	0	35	100.52	35	313.91	0	0.00	0	0.00	0	0.00	70	414.43
6	IND	0	0	24	117.41	36	617.78	0	0.00	14	32.35	0	0.00	74	767.54
7	IOB	0	0	5	20.31	56	5727.84	0	0.00	0	0.00	3	4.56	64	5752.71
8	PNB	0	0	95	404.89	1028	12212.72	0	0.00	8	18.08	44	2.21	1175	12637.90
9	PSB	0	0	18	46.49	114	1488.28	0	0.00	2	4.60	0	0.00	134	1539.37
10	SBI	0	0	703	2675.46	2644	40470.37	0	0.00	269	520.80	0	0.00	3616	43666.63
11	UCO	0	0	25	102.19	389	3743.92	0	0.00	0	0.00	1085	1717.89	1499	5564.00
12	UNI	0	0	7	43.27	7	46.69	0	0.00	0	0.00	1	0.01	15	89.97
Pub	Total	0	0	1405	5658.86	5004	74204.42	1	108.90	304	597.93	1153	1775.46	7867	82345.57
1	AXIS	0	0	47	147.50	6	66.49	0	0.00	0	0.00	17	2.64	70	216.63
2	BAND	0	0	0	0.00	0	0.00	0	0.00	0	0.00	6	1.25	6	1.25
3	HDFC	0	0	0	0.00	674	774.90	0	0.00	0	0.00	6702	897.01	7376	1671.91
4	ICICI	0	0	13	90.14	35	555.47	0	0.00	0	0.00	1	0.18	49	645.79
5	IDBI	0	0	36	107.13	104	1474.72	0	0.00	0	0.00	0	0.00	140	1581.85
6	INDUS	0	0	0	0.00	0	0.00	0	0.00	0	0.00	0	0.00	0	0.00
7	YES	0	0	0	0.00	0	0.00	0	0.00	0	0.00	0	0.00	0	0.00
Priv	Total	0	0	96	344.77	819	2871.58	0	0.00	0	0.00	6726	901.08	7641	4117.43
1	SSFB	0	0	0	0.00	0	0.00	0	0.00	0	0.00	190	123.75	190	123.75
Small FB	Total	0	0	0	0.00	0	0.00	0	0.00	0	0.00	190	123.75	190	123.75
1	MRB	0	0	23	59.33	190	3893.18	6	294.29	15	5.52	139	242.43	373	4494.75
RRB	Total	0	0	23	59.33	190	3893.18	6	294.29	15	5.52	139	242.43	373	4494.75
1	MSCB	0	0	1	0.05	138	2114.08	0	0.00	0	0.00	1035	694.11	1174	2808.24
Grand	Total	0	0	1525	6063.01	6151	83083.26	7	403.19	319	603.45	9243	3736.83	17245	93889.74

Districtwise Progress under Other Priority Sector (OPS) OUTSTANDING Report of Manipur as on date 31.12.2025

(Amount in Rs.Lakhs)

Sl No.	District Name	Export No.	Export Amt.	Education PS No.	Education PS Amt.	Housing PS No.	Housing PS Amt.	Social Infra No.	Social Infra Amt.	Renewable No.	Renewable Amt.	Other PS No.	Other PS Amt.	OPS Total O/S No.	OPS Total O/S Amount
1	BISHNUPUR	0	0	47	134.46	440	5118.98	0	0.00	5	9.50	715	636.42	1207	5899.36
2	CHANDEL	0	0	19	47.13	75	1056.24	0	0.00	0	0.00	53	49.42	147	1152.79
3	CHURACHANDPUR	0	0	131	312.07	568	7899.53	0	0.00	0	0.00	224	238.18	923	8449.78
4	IMPHALEAST	0	0	205	686.34	816	9055.61	1	17.76	59	116.03	3337	834.16	4418	10709.90
5	IMPHALWEST	0	0	857	4033.56	2869	40992.99	4	359.24	201	382.62	2297	1153.36	6228	46921.77
6	JIRIBAM	0	0	1	0.38	4	44.82	0	0.00	0	0.00	60	51.27	65	96.47
7	KAKCHING	0	0	39	96.97	223	3561.82	2	26.19	1	1.71	205	164.37	470	3851.06
8	KAMJONG	0	0	0	0.00	0	0.00	0	0.00	0	0.00	0	0.00	0	0.00
9	KANGPOKPI	0	0	25	96.96	115	1746.66	0	0.00	41	78.00	35	22.26	216	1943.88
10	NONEY	0	0	11	20.85	2	60.71	0	0.00	0	0.00	14	26.54	27	108.10
11	PHERZAWL	0	0	0	0.00	0	0.00	0	0.00	0	0.00	0	0.00	0	0.00
12	SENAPATI	0	0	63	231.19	197	2986.99	0	0.00	1	0.87	247	126.51	508	3345.56
13	TAMENGLONG	0	0	11	21.22	11	166.76	0	0.00	0	0.00	2	0.05	24	188.03
14	TENGNUPAL	0	0	9	31.43	59	872.39	0	0.00	0	0.00	2	5.47	70	909.29
15	THOUBAL	0	0	94	319.78	763	9432.21	0	0.00	11	14.72	1891	318.53	2759	10085.24
16	UKHRUL	0	0	13	30.67	9	87.55	0	0.00	0	0.00	161	110.29	183	228.51
Grand Total		0	0	1525	6063.01	6151	83083.26	7	403.19	319	603.45	9243	3736.83	17245	93889.74

Bank-wise ACP (Priority Sector) OUTSTANDING & NPA Report of Manipur as on date 31.12.2025

(Amount in Rs. Lakhs)

Sl No.	Bank Name	Total Agri (PS) O/S		Tot Agri (PS) NPA		Agri NPA Amt %	Total MSME (PS) O/S		Tot MSME (PS) NPA		MSME NPA Amt %	Total Other PS O/S		Tot Other (PS) NPA		OTHER (PS) NPA Amt %	Total PS O/S		Total PSA NPA		TOTAL PSA NPA Amt %
		No	Amt	No	Amt		No	Amt	No	Amt		No	Amt	No	Amt		No	Amt	No	Amt	
1	BOB	2597	7928.50	377	1128.19	14.23	3258	18393.10	1473	4728.22	25.71	417	2913.08	41	178.75	6.14	6272	29234.68	1891	6035.16	20.64
2	BOI	8271	28174.01	373	515.03	1.83	1486	5450.52	502	998.28	18.32	359	4889.44	10	97.03	1.98	10116	38513.97	885	1610.34	4.18
3	BOM	290	1314.17	0	0.00	0.00	484	4131.90	32	85.60	2.07	109	1433.39	0	0.00	0.00	883	6879.46	32	85.60	1.24
4	CAN	1708	3216.44	414	508.42	15.81	1376	5355.96	604	1397.04	26.08	335	2677.11	19	92.23	3.45	3419	11249.51	1037	1997.69	17.76
5	CBI	1065	2106.87	471	639.42	30.35	1985	10001.64	1155	2440.29	24.40	70	414.43	18	54.52	13.16	3120	12522.94	1644	3134.23	25.03
6	IND	514	1019.56	324	312.52	30.65	992	9858.99	322	883.55	8.96	74	767.54	1	0.91	0.12	1580	11646.09	647	1196.98	10.28
7	IOB	1488	821.72	66	79.95	9.73	578	4870.70	11	24.50	0.50	64	5752.71	0	0.00	0.00	2130	11445.13	77	104.45	0.91
8	PNB	12024	10525.54	10051	6632.36	63.01	5046	16526.68	2157	3210.79	19.43	1175	12637.90	102	263.32	2.08	18245	39690.12	12310	10106.47	25.46
9	PSB	591	1227.97	47	55.45	4.52	1091	5650.94	85	201.60	3.57	134	1539.37	6	18.32	1.19	1816	8418.28	138	275.37	3.27
10	SBI	11134	19130.39	832	706.07	3.69	10546	65244.08	2101	6028.25	9.24	3616	43666.63	27	177.20	0.41	25296	128041.10	2960	6911.52	5.40
11	UCO	2072	2386.56	692	768.01	32.18	3750	6961.65	1834	2204.88	31.67	1499	5564.00	342	254.50	4.57	7321	14912.21	2868	3227.39	21.64
12	UNI	55	220.52	2	0.95	0.43	151	638.13	8	56.80	8.90	15	89.97	0	0.00	0.00	221	948.62	10	57.75	6.09
Pub	Total	41809	78072.25	13649	11346.37	14.53	30743	153084.29	10284	22259.80	14.54	7867	82345.57	566	1136.78	1.38	80419	313502.11	24499	34742.95	11.08
1	AXIS	206	420.32	87	101.21	24.08	834	8517.79	107	1314.86	15.44	70	216.63	16	10.76	4.97	1110	9154.74	210	1426.83	15.59
2	BAND	86	31.03	78	28.94	93.26	118	38.82	79	29.89	77.00	6	1.25	6	1.25	100.00	210	71.10	163	60.08	84.50
3	HDFC	1000	4432.32	398	515.98	11.64	951	11730.52	60	660.32	5.63	7376	1671.91	6374	884.09	52.88	9327	17834.75	6832	2060.39	11.55
4	ICICI	2715	10701.91	100	191.14	1.79	348	18385.85	32	1530.12	8.32	49	645.79	2	14.69	2.27	3112	29733.55	134	1735.95	5.84
5	IDBI	168	619.65	67	122.78	19.81	232	2223.17	71	441.93	19.88	140	1581.85	0	0.00	0.00	540	4424.67	138	564.71	12.76
6	INDUS	0	0.00	0	0.00		0	0.00	0	0.00		0	0.00	0	0.00		0	0.00	0	0.00	
7	YES	0	0.00	0	0.00		0	0.00	0	0.00		0	0.00	0	0.00		0	0.00	0	0.00	
Priv	Total	4175	16205.23	730	960.05	5.92	2483	40896.15	349	3977.12	9.72	7641	4117.43	6398	910.79	22.12	14299	61218.81	7477	5847.96	9.55
1	SSFB	58	39.70	42	34.25	86.27	1791	1794.25	841	1079.99	60.19	190	123.75	84	77.47	62.60	2039	1957.70	967	1191.71	60.87
Small FB	Total	58	39.70	42	34.25	86.27	1791	1794.25	841	1079.99	60.19	190	123.75	84	77.47	62.60	2039	1957.70	967	1191.71	60.87
1	MRB	16968	12997.91	2447	1729.02	13.30	8595	8357.15	3460	2360.67	28.25	373	4494.75	78	87.87	1.95	25936	25849.81	5985	4177.56	16.16
RRB	Total	16968	12997.91	2447	1729.02	13.30	8595	8357.15	3460	2360.67	28.25	373	4494.75	78	87.87	1.95	25936	25849.81	5985	4177.56	16.16
1	MSCB	5923	17942.55	2734	2975.10	16.58	2703	5042.68	1456	2088.95	41.43	1174	2808.24	520	345.26	12.29	9800	25793.47	4710	5409.31	20.97
Grand	Total	68933	125257.64	19602	17044.79	13.61	46315	209174.52	16390	31766.53	15.19	17245	93889.74	7646	2558.17	2.72	132493	428321.90	43638	51369.49	11.99

District-wise ACP (Priority Sector) OUTSTANDING & NPA Report of Manipur as on date 31.12.2025(Excluding RIDF & NEDFi)

(Amount in Rs. Lakhs)

Sl No.	Bank Name	Total Agri (PS) O/S		Tot Agri (PS) NPA		Agri NPA Amt %	Total MSME (PS) O/S		Tot MSME (PS) NPA		MSME NPA Amt %	Total Other PS O/S		Tot Other (PS) NPA		OTHER (PS) NPA Amt %	Total PS O/S		Tot (PS) NPA		Total (PS) NPA Amt %		
		No	Amt	No	Amt		No	Amt	No	Amt		No	Amt	No	Amt		No	Amt	No	Amt		No	Amt
		1	BISHNUPUR	10818	14213.91		1442	1128.73	7.94	4137		8473.76	1576	1394.57	16.46		1207	5899.36	455	164.52		2.79	16162
2	CHANDEL	334	334.33	128	98.04	29.32	651	898.20	218	211.42	23.54	147	1152.79	38	23.51	2.04	1132	2385.32	384	332.97	13.96		
3	CHURACHANDPUR	4252	5084.82	1056	958.37	18.85	2762	13628.75	828	2062.22	15.13	923	8449.78	105	72.57	0.86	7937	27163.35	1989	3093.16	11.39		
4	IMPHALEAST	9403	17832.05	1790	2049.61	11.49	7886	26965.11	2415	4433.93	16.44	4418	10709.90	2985	706.17	6.59	21707	55507.06	7190	7189.71	12.95		
5	IMPHALWEST	24889	56060.13	11329	9065.15	16.17	16530	122083.78	6454	16421.13	13.45	6228	46921.77	1912	965.42	2.06	47647	225065.68	19695	26451.70	11.75		
6	JIRIBAM	134	213.16	25	21.21	9.95	129	287.01	37	38.17	13.30	65	96.47	23	10.19	10.56	328	596.64	85	69.57	11.66		
7	KAKCHING	3414	5446.83	1026	1175.19	21.58	2307	5463.43	958	1117.21	20.45	470	3851.06	148	119.91	3.11	6191	14761.32	2132	2412.31	16.34		
8	KAMJONG	26	42.52	0	0.00	0.00	63	77.09	20	17.25	22.38	0	0.00	0	0.00		89	119.61	20	17.25	14.42		
9	KANGPOKPI	1081	1221.98	326	260.06	21.28	1124	3643.76	340	753.32	20.67	216	1943.88	27	33.58	1.73	2421	6809.62	693	1046.96	15.37		
10	NONEY	653	644.51	164	97.03	15.05	377	647.43	125	135.59	20.94	27	108.10	0	0.00	0.00	1057	1400.04	289	232.62	16.62		
11	PHERZAWL	0	0.00	0	0.00		0	0.00	0	0.00		0	0.00	0	0.00		0	0.00	0	0.00			
12	SENAPATI	2409	2920.40	433	357.25	12.23	2136	8430.63	604	1262.36	14.97	508	3345.56	174	76.60	2.29	5053	14696.59	1211	1696.21	11.54		
13	TAMENGLONG	343	297.28	146	88.68	29.83	477	1084.32	176	229.03	21.12	24	188.03	1	0.00	0.00	844	1569.63	323	317.71	20.24		
14	TENGNOUNPAL	602	680.14	148	154.48	22.71	1086	1291.74	481	503.69	38.99	70	909.29	1	0.18	0.02	1758	2881.17	630	658.35	22.85		
15	THOUBAL	9534	19016.41	1255	1233.18	6.48	5237	12886.70	1713	2514.64	19.51	2759	10085.24	1680	347.01	3.44	17530	41988.35	4648	4094.83	9.75		
16	UKHRUL	1041	1249.17	334	357.81	28.64	1413	3312.81	445	672.00	20.28	183	228.51	97	38.51	16.85	2637	4790.49	876	1068.32	22.30		
Grand	Total	68933	125257.64	19602	17044.79	13.61	46315	209174.52	16390	31766.53	15.19	17245	93889.74	7646	2558.17	2.72	132493	428321.90	43638	51369.49	11.99		

Bankwise Progress under Non Priority Sector (NPS) OUTSTANDING & NPA Report of Manipur as on date 31.12.2025

(Amount in Rs. Lakhs)

SI No.	Bank Name	Agri NPS No.		Education NPS No.		Housing NPS No.		Personal Loan No.		Other NPS No.		Tot NPS O/S No.		Tot Non Prio Sec NPA		NPS NPA Amt.%
		No	Amt	No	Amt	No	Amt	No	Amt	No	Amt	No	Amt	No	Amt	
1	BOB	0	0.00	37	1209.33	638	19286.72	8504	27245.84	3257	24652.44	12436	72394.33	462	2072.25	2.86
2	BOI	0	0.00	1	11.35	71	2415.06	1052	5981.36	1108	5151.97	2232	13559.74	140	190.74	1.41
3	BOM	44	222.86	3	48.99	83	3191.00	61	285.56	803	2477.76	994	6226.17	3	26.75	0.43
4	CAN	0	0.00	0	0.00	75	2361.58	2225	5420.35	621	5289.31	2921	13071.24	130	224.73	1.72
5	CBI	0	0.00	0	0.00	0	0.00	729	5447.47	181	165.70	910	5613.17	86	128.53	2.29
6	IND	0	0.00	0	0.00	223	6482.73	938	4979.39	66	75.02	1227	11537.14	66	328.97	2.85
7	IOB	17	113.06	3	59.11	64	1863.61	156	586.25	2653	8118.00	2893	10740.03	117	300.12	2.79
8	PNB	1	1.16	5	121.34	372	8142.79	12152	105800.45	5681	16969.88	18211	131035.62	500	953.76	0.73
9	PSB	0	0.00	0	0.00	135	2610.33	208	1190.33	1796	6596.46	2139	10397.12	257	187.36	1.80
10	SBI	1	0.01	51	1526.25	7081	112914.62	9194	22313.95	102012	527792.86	118339	664547.69	2704	4216.65	0.63
11	UCO	0	0.00	0	0.00	240	6669.25	667	866.50	2723	13967.25	3630	21503.00	117	304.47	1.42
12	UNI	0	0.00	6	203.88	27	821.12	859	4126.49	76	938.65	968	6090.14	13	8.79	0.14
Pub	Total	63	337.09	106	3180.25	9009	166758.81	36745	184243.94	120977	612195.30	166900	966715.39	4595	8943.12	0.93
1	AXIS	0	0.00	0	0.00	21	812.70	15570	30171.52	7153	26697.81	22744	57682.03	722	2259.41	3.92
2	BAND	0	0.00	0	0.00	0	0.00	19	0.70	688	1189.23	707	1189.93	214	101.51	8.53
3	HDFC	25	61.31	4	9.73	10	118.84	2162	10388.96	26437	21143.58	28638	31722.42	838	838.27	2.64
4	ICICI	0	0.00	11	308.53	558	16641.67	1561	7897.93	9792	26066.01	11922	50914.14	464	3676.72	7.22
5	IDBI	0	0.00	0	12.58	118	2542.83	24	625.91	1879	5927.67	2021	9108.99	1061	617.01	6.77
6	INDUS	0	0.00	0	0.00	0	0.00	0	0.00	251	406.65	251	406.65	3	3.77	0.93
7	YES	0	0.00	0	0.00	0	0.00	0	0.00	0	0.00	0	0.00	0	0.00	
Priv	Total	25	61.31	15	330.84	707	20116.04	19336	49085.02	46200	81430.95	66283	151024.16	3302	7496.69	4.96
1	SSFB	0	0.00	0	0.00	0	0.00	0	0.00	13	185.91	13	185.91	0	0.00	0.00
Small FB	Total	0	0.00	0	0.00	0	0.00	0	0.00	13	185.91	13	185.91	0	0.00	0.00
1	MRB	0	0.00	0	0.00	101	4213.98	232	842.10	256	1307.26	589	6363.34	26	20.50	0.32
RRB	Total	0	0.00	0	0.00	101	4213.98	232	842.10	256	1307.26	589	6363.34	26	20.50	0.32
1	MSCB	0	0.00	0	0.00	0	0.00	568	1194.67	1563	1410.57	2131	2605.24	1114	805.67	30.92
Grand	Total	88	398.40	121	3511.09	9817	191088.83	56881	235365.73	169009	696529.99	235916	1126894.04	9037	17265.98	1.53

Districtwise Progress under Non Priority Sector(NPS) OUTSTANDING & NPA Report of Manipur as on date 31.12.2025

(Amount in Rs. Lakhs)

Sl No.	Bank Name	Agri NPS No.		Education NPS No.		Housing NPS No.		Personal Loan No.		Other NPS No.		Tot NPS O/S No.		Tot Non Prio Sec NPA		NPS NPA Amt.%
		No	Amt	No	Amt	No	Amt	No	Amt	No	Amt	No	Amt	No	Amt	
1	BISHNUPUR	4	7.03	2	40.97	462	8040.00	2935	7989.29	9538	32407.25	12941	48484.54	576	700.93	1.45
2	CHANDEL	0	0.00	0	0.00	111	1945.16	233	559.84	3468	19019.53	3812	21524.53	67	215.28	1.00
3	CHURACHANDPUR	0	0.00	1	25.43	1142	21026.33	3114	14625.92	13110	63341.98	17367	99019.66	325	796.60	0.80
4	IMPHALEAST	5	4.54	14	441.86	1211	24673.91	7831	29611.38	22868	85766.87	31929	140498.56	1113	2836.62	2.02
5	IMPHALWEST	63	277.81	93	2737.00	4895	101358.86	31115	127887.71	81097	330383.87	117263	562645.25	4642	9117.29	1.62
6	JIRIBAM	0	0.00	0	0.00	8	145.30	324	2980.05	605	2472.71	937	5598.06	48	43.15	0.77
7	KAKCHING	0	0.00	2	64.66	362	7363.68	2879	9440.20	4410	19052.57	7653	35921.11	537	951.04	2.65
8	KAMJONG	0	0.00	0	0.00	0	0.00	18	33.77	390	1989.57	408	2023.34	31	26.05	1.29
9	KANGPOKPI	0	0.00	2	68.35	237	3566.41	611	3248.45	5168	28413.86	6018	35297.07	250	463.25	1.31
10	NONEY	0	0.00	0	0.00	0	0.00	161	1338.08	507	2946.32	668	4284.40	23	43.43	1.01
11	PHERZAWL	0	0.00	0	0.00	0	0.00	0	0.00	0	0.00	0	0.00	0	0.00	
12	SENAPATI	0	0.00	2	36.33	483	8277.69	870	4017.21	6954	32216.29	8309	44547.52	231	325.43	0.73
13	TAMENGLONG	0	0.00	0	0.00	6	82.10	1083	9811.35	448	1770.63	1537	11664.08	39	85.44	0.73
14	TENGNUPAL	0	0.00	0	0.00	78	1342.26	662	1315.20	2587	13502.02	3327	16159.48	97	208.15	1.29
15	THOUBAL	16	109.02	5	96.49	812	12770.36	3780	13476.33	14952	45795.96	19565	72248.16	963	1246.81	1.73
16	UKHRUL	0	0.00	0	0.00	10	496.77	1265	9030.95	2907	17450.56	4182	26978.28	95	206.51	0.77
Grand Total		88	398.40	121	3511.09	9817	191088.83	56881	235365.73	169009	696529.99	235916	1126894.04	9037	17265.98	1.53

Bank-wise ACP (PS) Performance vis-a-vis Target for Manipur during the FY 2025-2026 upto 31.12.2025

(Amount in Rs. Lakhs)

Sl No.	Bank Name	Agri (PS) Target No.		Agri (PS) Achieved No.		Agri(PS) Achv% Amount	Crop Loan Target No.		Crop Loan Achieved No.		Crop Loan Achv% Amount	MSME (PS) Target No.		MSME (PS) Achieved No.		MSME (PS) Achv% Amount	Other PS Target No.		Other PS Achieved No.		Other PS Achv% Amount	Total (PS) Target No.		Total (PS) Achieved No.		Total(PS) Achv% Amount		
		No	Amt	No	Amt		No	Amt	No	Amt		No	Amt	No	Amt		No	Amt	No	Amt		No	Amt	No	Amt		No	Amt
		1	BOB	3846	7862.85		1591	5326.90	67.75	1192		2261.00	1155	4164.23	184.18		1124	5225.00	761	9291.98		177.84	213	1490.22	417		2913.08	195.48
2	BOI	6873	15142.00	2471	7875.35	52.01	2901	4022.00	111	27.28	0.68	484	1650.00	195	1808.99	109.64	73	482.50	51	511.48	106.01	7430	17274.50	2717	10195.82	59.02		
3	BOM	601	1190.00	60	155.25	13.05	300	447.00	6	17.04	3.81	294	689.00	296	2021.84	293.45	25	124.00	47	372.96	300.77	920	2003.00	403	2550.05	127.31		
4	CAN	2410	6078.00	578	1582.90	26.04	897	2293.00	548	1499.13	65.38	793	2395.00	44	252.07	10.52	85	546.00	150	441.89	80.93	3288	9019.00	772	2276.86	25.25		
5	CBI	2098	4214.00	621	1277.99	30.33	951	1957.00	113	188.48	9.63	638	4252.00	458	5083.73	119.56	90	568.50	29	107.40	18.89	2826	9034.50	1108	6469.12	71.60		
6	IND	648	1542.10	152	768.46	49.83	267	676.00	70	322.07	47.64	724	5007.00	364	5731.50	114.47	65	507.10	26	205.67	40.56	1437	7056.20	542	6705.63	95.03		
7	IOB	1388	1865.10	61	97.93	5.25	633	810.00	54	84.63	10.45	254	1237.00	120	1496.01	120.94	37	230.10	61	824.89	358.49	1679	3332.20	242	2418.83	72.59		
8	PNB	5077	9682.10	669	1867.80	19.29	2715	4718.00	484	1391.12	29.49	2020	9739.00	967	7980.56	81.94	290	2309.10	44	248.88	10.78	7387	21730.20	1680	10097.24	46.47		
9	PSB	1920	3054.00	422	804.50	26.34	675	1447.00	17	34.15	2.36	535	1651.00	179	1152.86	69.83	98	877.00	10	32.33	3.69	2553	5582.00	611	1989.69	35.64		
10	SBI	13829	28829.59	10195	7575.37	26.28	7235	14190.65	2293	2696.90	19.00	5116	38393.56	4850	47124.42	122.74	1010	8007.58	882	4215.09	52.64	19955	75230.73	15927	58914.88	78.31		
11	UCO	3194	5846.00	509	947.46	16.21	1406	2736.00	368	675.11	24.68	1314	3423.00	611	2157.61	63.03	150	1185.00	378	1087.09	91.74	4658	10454.00	1498	4192.16	40.10		
12	UNI	258	363.00	39	269.54	74.25	124	165.00	27	97.54	59.12	130	620.00	56	442.27	71.33	9	69.00	7	11.42	16.55	397	1052.00	102	723.23	68.75		
Pub	Total	42142	85668.74	17368	28549.45	33.33	19296	35722.65	5246	11197.68	31.35	13426	74281.56	8901	84543.84	113.82	2145	16396.10	2102	10972.18	66.92	57713	176346.40	28371	124065.47	70.35		
1	AXIS	10270	20177.00	86	15.79	0.08	6059	11725.00	83	13.36	0.11	1262	12455.00	42	3275.01	26.29	790	2837.50	0	0.00	0.00	12322	35469.50	128	3290.80	9.28		
2	BAND	996	1496.00	0	0.00	0.00	518	829.00	0	0.00	0.00	277	858.00	0	0.00	0.00	38	142.00	0	0.00	0.00	1311	2496.00	0	0.00	0.00		
3	HDFC	6024	10571.00	365	2843.04	26.89	2576	4171.00	14	13.66	0.33	1604	16545.00	355	9204.28	55.63	1503	1972.65	472	567.28	28.76	9131	29088.65	1192	12614.60	43.37		
4	ICICI	7564	19129.00	3962	10448.89	54.62	1723	4524.00	1	0.01	0.00	1370	12204.00	249	17854.33	146.30	140	1087.00	8	142.01	13.06	9074	32420.00	4219	28445.23	87.74		
5	IDBI	843	2056.10	35	118.75	5.78	344	933.00	18	56.72	6.08	249	1489.00	99	1048.27	70.40	57	272.40	7	40.79	14.97	1149	3817.50	141	1207.81	31.64		
6	INDUS	367	1001.00	0	0.00	0.00	134	449.00	0	0.00	0.00	317	1084.00	0	0.00	0.00	27	112.50	0	0.00	0.00	711	2197.50	0	0.00	0.00		
7	YES	161	287.50	0	0.00	0.00	113	152.50	0	0.00	0.00	204	706.00	0	0.00	0.00	16	103.00	0	0.00	0.00	381	1096.50	0	0.00	0.00		
Priv	Total	26225	54717.60	4448	13426.47	24.54	11467	22783.50	116	83.75	0.37	5283	45341.00	745	31381.89	69.21	2571	6527.05	487	750.08	11.49	34079	106585.65	5680	45558.44	42.74		
1	SSFB	1242	2041.00	0	0.00	0.00	637	987.00	0	0.00	0.00	478	1648.00	0	0.00	0.00	49	98.50	0	0.00	0.00	1769	3787.50	0	0.00	0.00		
Small FB	Total	1242	2041.00	0	0.00	0.00	637	987.00	0	0.00	0.00	478	1648.00	0	0.00	0.00	49	98.50	0	0.00	0.00	1769	3787.50	0	0.00	0.00		
1	MRB	6604	10503.10	5453	4590.45	43.71	3559	5219.00	4458	2279.51	43.68	2030	5400.00	1402	3224.52	59.71	231	1287.10	26	930.25	72.27	8865	17190.20	6881	8745.22	50.87		
RRB	Total	6604	10503.10	5453	4590.45	43.71	3559	5219.00	4458	2279.51	43.68	2030	5400.00	1402	3224.52	59.71	231	1287.10	26	930.25	72.27	8865	17190.20	6881	8745.22	50.87		
1	MSCB	4799	9630.10	179	543.78	5.65	2701	3525.00	36	201.89	5.73	676	1609.00	88	408.95	25.42	96	467.60	143	659.15	140.96	5571	11706.70	410	1611.88	13.77		
Grand	Total	81012	162560.54	27448	47110.15	28.98	37660	68237.15	9856	13762.83	20.17	21893	128279.56	11136	119559.20	93.20	5092	24776.35	2758	13311.66	53.73	1E+05	315616.45	41342	179981.01	57.03		

Bankwise Progress under ACP DISBURSEMENT AGRI (PS) Report of Manipur during the FY-2025-2026 upto date 31.12.2025

(Amount in Rs. Lakhs)

SI No.	Bank Name	Crop Loan		Forestry and wasteland Dev.		Water Resource		Farm mechanization		Plantation & horticulture		Animal Husbandry		Fishery		Farm Credit Others		Agri. Infrastructure		Ancillary Activities		Tot Agri (PS) Disb	
		No	Amt	No	Amt	No	Amt	No	Amt	No	Amt	No	Amt	No	Amt	No	Amt	No	Amt	No	Amt	No	Amt
1	BOB	1155	4164.23	0	0.00	0	0	0	0.00	0	0	27	116.32	4	11.01	249	565.71	4	4.87	152	464.76	1591	5326.90
2	BOI	111	27.28	0	0.00	0	0	0	0.00	0	0	0	0.00	0	0.00	2302	7677.97	0	0.00	58	170.10	2471	7875.35
3	BOM	6	17.04	0	0.00	0	0	0	0.00	0	0	0	0.00	2	3.98	2	9.18	0	0.00	50	125.05	60	155.25
4	CAN	548	1499.13	0	0.00	0	0	0	0.00	0	0	0	0.00	0	0.00	0	0.00	0	0.00	30	83.77	578	1582.90
5	CBI	113	188.48	0	0.00	0	0	0	0.00	0	0	20	10.07	0	0.00	488	1079.44	0	0.00	0	0.00	621	1277.99
6	IND	70	322.07	0	0.00	0	0	17	24.15	0	0	0	0.00	2	2.14	51	310.92	4	1.14	8	108.04	152	768.46
7	IOB	54	84.63	0	0.00	0	0	0	0.00	0	0	0	0.00	0	0.00	0	0.00	0	0.00	7	13.30	61	97.93
8	PNB	484	1391.12	0	0.00	0	0	0	0.00	0	0	10	0.44	0	0.00	165	431.60	1	5.00	9	39.64	669	1867.80
9	PSB	17	34.15	0	0.00	0	0	0	0.00	0	0	4	9.82	0	0.00	0	0.00	0	0.00	401	760.53	422	804.50
10	SBI	2293	2696.90	0	0.00	0	0	0	0.00	0	0	86	94.20	48	116.03	7356	2437.03	1	48.24	411	2182.97	10195	7575.37
11	UCO	368	675.11	0	0.00	0	0	0	0.00	0	0	36	63.91	8	11.87	76	134.98	0	0.00	21	61.59	509	947.46
12	UNI	27	97.54	0	0.00	0	0	0	0.00	0	0	0	0.00	1	0.00	9	92.00	0	0.00	2	80.00	39	269.54
Pub	Total	5246	11197.68	0	0.00	0	0	17	24.15	0	0	183	294.76	65	145.03	10698	12738.83	10	59.25	1149	4089.75	17368	28549.45
1	AXIS	83	13.36	0	0.00	0	0	0	0.00	0	0	0	0.00	0	0.00	3	2.43	0	0.00	0	0.00	86	15.79
2	BAND	0	0.00	0	0.00	0	0	0	0.00	0	0	0	0.00	0	0.00	0	0.00	0	0.00	0	0.00	0	0.00
3	HDFC	14	13.66	303	1868.62	0	0	0	0.00	0	0	0	0.00	0	0.00	44	376.01	0	0.00	4	584.75	365	2843.04
4	ICICI	1	0.01	0	0.00	0	0	3957	10011.88	0	0	0	0.00	0	0.00	0	0.00	0	0.00	4	437.00	3962	10448.89
5	IDBI	18	56.72	0	0.00	0	0	0	0.00	0	0	0	0.00	0	0.00	5	29.80	0	0.00	12	32.23	35	118.75
6	INDUS	0	0.00	0	0.00	0	0	0	0.00	0	0	0	0.00	0	0.00	0	0.00	0	0.00	0	0.00	0	0.00
7	YES	0	0.00	0	0.00	0	0	0	0.00	0	0	0	0.00	0	0.00	0	0.00	0	0.00	0	0.00	0	0.00
Priv	Total	116	83.75	303	1868.62	0	0	3957	10011.88	0	0	0	0.00	0	0.00	52	408.24	0	0.00	20	1053.98	4448	13426.47
1	SSFB	0	0.00	0	0.00	0	0	0	0.00	0	0	0	0.00	0	0.00	0	0.00	0	0.00	0	0.00	0	0.00
Small FB	Total	0	0.00	0	0.00	0	0	0	0.00	0	0	0	0.00	0	0.00	0	0.00	0	0.00	0	0.00	0	0.00
1	MRB	4458	2279.51	0	0.00	0	0	0	0.00	0	0	61	151.34	1	2.00	508	1381.41	0	0.00	425	776.19	5453	4590.45
RRB	Total	4458	2279.51	0	0.00	0	0	0	0.00	0	0	61	151.34	1	2.00	508	1381.41	0	0.00	425	776.19	5453	4590.45
1	MSCB	36	201.89	0	0.00	0	0	0	0.00	0	1	110	213.50	33	127.39	0	0.00	0	0.00	0	0.00	179	543.78
Grand	Total	9856	13762.83	303	1868.62	0	0	3974	10036.03	0	1	354	659.60	99	274.42	11258	14528.48	10	59.25	1594	5919.92	27448	47110.15

Districtwise Progress under ACP DISBURSEMENT(AGRI PS) Report of Manipur during the FY2025-26 upto date 31.12.2025

(Amount in Rs.Lakhs)

Sl No.	Bank Name	Crop Loan		Forestry and wasteland Dev.		Water Resource		Farm mechanization		Plantation & horticulture		Animal Husbandry		Fishery		Farm Credit Others		Agri. Infrastructure		Ancillary Activities		Tot Agri (PS) Disb	
		No	Amt	No	Amt	No	Amt	No	Amt	No	Amt	No	Amt	No	Amt	No	Amt	No	Amt	No	Amt	No	Amt
1	BISHNUPUR	1487	1006.19	36	208.66	0	0	441	953.17	0	1	40	56.12	13	46.29	722	1036.69	0	0.00	93	158.63	2832	3466.75
2	CHANDEL	90	112.31	0	0.00	0	0	7	9.48	0	0	27	50.28	0	0.00	45	83.08	0	0.00	6	8.55	175	263.70
3	CHURACHANDPUR	1253	1414.72	0	0.00	0	0	9	22.55	0	0	13	6.47	2	4.95	2564	646.66	0	0.00	93	238.12	3934	2333.47
4	IMPHALEAST	1233	1301.67	90	556.80	0	0	1135	2920.17	0	0	60	168.18	5	5.14	1944	5364.22	5	6.14	411	1556.32	4883	11878.64
5	IMPHALWEST	2271	6116.18	104	705.28	0	0	1590	4491.59	0	0	102	142.31	32	101.90	912	2678.24	2	50.51	504	2823.48	5517	17109.49
6	JIRIBAM	22	132.00	0	0.00	0	0	0	0.00	0	0	0	0.00	0	0.00	2071	7.21	0	0.00	0	0.00	2093	139.21
7	KAKCHING	363	594.12	0	0.00	0	0	0	0.00	0	0	32	73.32	21	56.32	276	497.83	0	0.00	59	69.01	751	1290.60
8	KAMJONG	14	14.97	0	0.00	0	0	0	0.00	0	0	0	0.00	0	0.00	0	0.00	0	0.00	2	0.12	16	15.09
9	KANGPOKPI	204	230.19	0	0.00	0	0	0	0.00	0	0	1	2.97	1	1.50	97	163.51	0	0.00	56	110.12	359	508.29
10	NONEY	57	55.52	0	0.00	0	0	0	0.00	0	0	8	15.90	0	0.00	4	7.00	0	0.00	15	125.64	84	204.06
11	PHERZAWL	0	0.00	0	0.00	0	0	0	0.00	0	0	0	0.00	0	0.00	0	0.00	0	0.00	0	0.00	0	0.00
12	SENAPATI	871	749.86	0	0.00	0	0	0	0.00	0	0	1	1.10	8	17.38	502	384.44	0	0.00	31	136.79	1413	1289.57
13	TAMENGLONG	62	271.42	0	0.00	0	0	0	0.00	0	0	4	0.00	1	0.09	9	11.26	0	0.00	3	12.01	79	294.78
14	TENGNUPAL	125	88.02	0	0.00	0	0	0	0.00	0	0	6	0.00	0	0.00	213	156.36	0	0.00	27	80.52	371	324.90
15	THOUBAL	1611	1159.10	73	397.88	0	0	792	1639.07	0	0	55	131.15	10	27.49	1873	3429.90	3	2.60	281	573.48	4698	7360.67
16	UKHRUL	193	516.56	0	0.00	0	0	0	0.00	0	0	5	11.80	6	13.36	26	62.08	0	0.00	13	27.13	243	630.93
Grand Total		9856	13762.83	303	1868.62	0	0	3974	10036.03	0	1	354	659.60	99	274.42	11258	14528.48	10	59.25	1594	5919.92	27448	47110.15

Bankwise Progress under ACP DISBURSEMENT(MSME) Report of Manipur during the FY-2025-2026 upto date 31.12.2025

(Amount in Rs. Lakhs)

Sl No.	Bank Name	Micro TL		Micro WC		Small TL		Small WC		Medium TL		Medium WC		KVIC		Others under		CLF		Tot MSME (PS)	
		No	Amt	No	Amt	No	Amt	No	Amt	No	Amt	No	Amt	No	Amt	No	Amt	No	Amt	No	Amt
1	BOB	721	7900.61	0	0.00	10	1303.03	0	0.00	0	0.00	0	0.00	30	88.34	0	0.00	0	0	761	9291.98
2	BOI	189	1101.17	0	0.00	3	672.15	0	0.00	3	35.67	0	0.00	0	0.00	0	0.00	0	0	195	1808.99
3	BOM	272	694.51	11	131.57	1	3.68	4	1134.32	0	0.00	0	0.00	2	25.88	6	31.88	0	0	296	2021.84
4	CAN	30	86.98	11	153.50	2	1.59	0	0.00	0	0.00	0	0.00	0	0.00	1	10.00	0	0	44	252.07
5	CBI	420	3902.50	0	0.00	13	996.40	0	0.00	1	0.20	0	0.00	23	144.63	1	40.00	0	0	458	5083.73
6	IND	353	4187.89	0	0.00	7	942.36	0	0.00	1	600.00	0	0.00	3	1.25	0	0.00	0	0	364	5731.50
7	IOB	119	1493.79	0	0.00	1	2.22	0	0.00	0	0.00	0	0.00	0	0.00	0	0.00	0	0	120	1496.01
8	PNB	559	3387.26	372	2258.16	20	986.06	13	657.38	2	415.02	1	276.68	0	0.00	0	0.00	0	0	967	7980.56
9	PSB	90	179.31	89	973.55	0	0.00	0	0.00	0	0.00	0	0.00	0	0.00	0	0.00	0	0	179	1152.86
10	SBI	3390	25865.41	1126	8621.81	73	8552.84	27	2850.94	4	589.90	1	196.00	0	0.00	229	447.52	0	0	4850	47124.42
11	UCO	605	1972.15	0	0.00	6	185.46	0	0.00	0	0.00	0	0.00	0	0.00	0	0.00	0	0	611	2157.61
12	UNI	30	193.24	26	249.03	0	0.00	0	0.00	0	0.00	0	0.00	0	0.00	0	0.00	0	0	56	442.27
Pub	Total	6778	50964.82	1635	12387.62	136	13645.79	44	4642.64	11	1640.79	2	472.68	58	260.10	237	529.40	0	0	8901	84543.84
1	AXIS	33	780.93	0	0.00	7	2150.00	0	0.00	2	344.08	0	0.00	0	0.00	0	0.00	0	0	42	3275.01
2	BAND	0	0.00	0	0.00	0	0.00	0	0.00	0	0.00	0	0.00	0	0.00	0	0.00	0	0	0	0.00
3	HDFC	61	723.58	213	3415.95	27	1169.44	53	3887.31	0	0.00	1	8.00	0	0.00	0	0.00	0	0	355	9204.28
4	ICICI	0	0.00	174	8369.11	0	0.00	75	9485.22	0	0.00	0	0.00	0	0.00	0	0.00	0	0	249	17854.33
5	IDBI	91	727.34	6	50.93	2	270.00	0	0.00	0	0.00	0	0.00	0	0.00	0	0.00	0	0	99	1048.27
6	INDUS	0	0.00	0	0.00	0	0.00	0	0.00	0	0.00	0	0.00	0	0.00	0	0.00	0	0	0	0.00
7	YES	0	0.00	0	0.00	0	0.00	0	0.00	0	0.00	0	0.00	0	0.00	0	0.00	0	0		0.00
Priv	Total	185	2231.85	393	11835.99	36	3589.44	128	13372.53	2	344.08	1	8.00	0	0.00	0	0.00	0	0	745	31381.89
1	SSFB	0	0.00	0	0.00	0	0.00	0	0.00	0	0.00	0	0.00	0	0.00	0	0.00	0	0	0	0.00
Small FB	Total	0	0.00	0	0.00	0	0.00	0	0.00	0	0.00	0	0.00	0	0.00	0	0.00	0	0	0	0.00
1	MRB	408	542.41	994	2682.11	0	0.00	0	0.00	0	0.00	0	0.00	0	0.00	0	0.00	0	0	1402	3224.52
RRB	Total	408	542.41	994	2682.11	0	0.00	0	0.00	0	0.00	0	0.00	0	0.00	0	0.00	0	0	1402	3224.52
1	MSCB	88	408.95	0	0.00	0	0.00	0	0.00	0	0.00	0	0.00	0	0.00	0	0.00	0	0	88	408.95
Grand	Total	7459	54148.03	3022	26905.72	172	17235.23	172	18015.17	13	1984.87	3	480.68	58	260.10	237	529.40	0	0	11136	119559.20

District wise ACP DISBURSEMENT(MSME) report of Manipur during the FY2025-2026 upto date 31.12.2025

(Amount in Rs.Lakhs)

Sl No.	Bank Name	Micro TL		Micro WC		Small TL		Small WC		Medium TL		Medium WC		KVIC		Others under MSMEs		CLF		Tot MSME (PS) Disb	
		No	Amt	No	Amt	No	Amt	No	Amt	No	Amt	No	Amt	No	Amt	No	Amt	No	Amt	No	Amt
1	BISHNUPUR	790	2163.43	197	1088.55	2	63.75	8	725.38	0	0.00	0	0.00	4	46.30	4	6.78	0	0	1005	4094.19
2	CHANDEL	192	307.78	43	72.34	0	0.00	0	0.00	0	0.00	0	0.00	0	0.00	0	0.00	0	0	235	380.12
3	CHURACHANDPUR	674	4856.93	262	1845.68	6	112.47	4	237.49	1	34.00	0	0.00	2	2.01	0	0.00	0	0	949	7088.58
4	IMPHALEAST	1053	4250.11	565	3862.33	13	1933.63	22	3334.19	0	0.00	0	0.00	7	28.38	40	117.13	0	0	1700	13525.77
5	IMPHALWEST	2473	32790.28	775	15559.48	118	13307.63	120	12869.33	9	1909.18	3	454.00	35	151.35	143	298.69	0	0	3676	77339.94
6	JIRIBAM	17	122.18	8	48.63	0	0.00	0	0.00	0	0.00	0	0.00	0	0.00	0	0.00	0	0	25	170.81
7	KAKCHING	367	2443.89	108	439.35	5	457.08	3	124.07	0	0.00	0	0.00	0	0.00	1	1.80	0	0	484	3466.19
8	KAMJONG	14	33.98	4	11.33	0	0.00	0	0.00	0	0.00	0	0.00	0	0.00	0	0.00	0	0	18	45.31
9	KANGPOKPI	215	1240.01	47	269.73	4	15.45	1	5.15	0	0.00	0	0.00	2	5.45	41	79.62	0	0	310	1615.41
10	NONEY	33	131.16	35	89.01	1	1.80	0	1.20	0	0.00	0	0.00	0	0.00	0	0.00	0	0	69	223.17
11	PHERZAWL	0	0.00	0	0.00	0	0.00	0	0.00	0	0.00	0	0.00	0	0.00	0	0.00	0	0	0	0.00
12	SENAPATI	522	2221.72	168	740.03	11	746.26	5	248.75	1	0.85	0	0.00	5	20.61	1	0.88	0	0	713	3979.10
13	TAMENGLONG	18	68.97	10	60.02	0	0.00	0	0.00	0	0.00	0	0.00	0	0.00	0	0.00	0	0	28	128.99
14	TENGNUPAL	56	137.57	70	150.33	2	13.04	1	1.36	0	0.00	0	0.00	3	6.00	0	0.00	0	0	132	308.30
15	THOUBAL	676	2339.94	519	2122.19	7	537.78	7	438.21	2	40.84	0	26.68	0	0.00	7	24.50	0	0	1218	5530.14
16	UKHRUL	359	1040.08	211	546.72	3	46.34	1	30.04	0	0.00	0	0.00	0	0.00	0	0.00	0	0	574	1663.18
Grand Total		7459	54148.03	3022	26905.72	172	17235.23	172	18015.17	13	1984.87	3	480.68	58	260.10	237	529.40	0	0	11136	119559.20

**Bankwise Progress under ACP DISBURSEMENT(OTHER PS) Report of Manipur during
the FY-2025-2026 upto date 31.12.2025**

(Amount in Rs. Lakhs)

SI No.	Bank Name	Export Credit		Education (PS)		Housing (PS)		Social Infrastructure		Renewable Energy		Informal Credit		Total Other PS Disb		Loans to weaker	
		No	Amt	No	Amt	No	Amt	No	Amt	No	Amt	No	Amt	No	Amt	No	Amt
1	BOB	0	0	203	687.23	199	2196.70	0	0.00	10	20.49	5	8.66	417	2913.08	3280	7376.56
2	BOI	0	0	20	41.46	31	470.02	0	0.00	0	0.00	0	0.00	51	511.48	6415	23235.46
3	BOM	0	0	30	24.29	17	348.67	0	0.00	0	0.00	0	0.00	47	372.96	7	6.96
4	CAN	0	0	143	402.44	6	37.80	0	0.00	1	1.65	0	0.00	150	441.89	555	2093.30
5	CBI	0	0	23	40.76	6	66.64	0	0.00	0	0.00	0	0.00	29	107.40	335	957.80
6	IND	0	0	5	7.60	7	164.50	0	0.00	14	33.57	0	0.00	26	205.67	194	726.87
7	IOB	0	0	5	20.31	56	804.58	0	0.00	0	0.00	0	0.00	61	824.89	471	632.53
8	PNB	0	0	19	25.25	15	203.05	0	0.00	8	18.58	2	2.00	44	248.88	2437	17816.84
9	PSB	0	0	7	12.87	1	14.86	0	0.00	2	4.60	0	0.00	10	32.33	0	0.00
10	SBI	0	0	365	691.48	287	3074.93	0	0.00	230	448.68	0	0.00	882	4215.09	9177	25384.98
11	UCO	0	0	11	15.01	13	121.12	0	0.00	0	0.00	354	950.96	378	1087.09	1183	2186.14
12	UNI	0	0	2	2.45	5	8.97	0	0.00	0	0.00	0	0.00	7	11.42	127	763.90
Pub	Total	0	0	833	1971.15	643	7511.84	0	0.00	265	527.57	361	961.62	2102	10972.18	24181	81181.34
1	AXIS	0	0	0	0.00	0	0.00	0	0.00	0	0.00	0	0.00	0	0.00	91	40.63
2	BAND	0	0	0	0.00	0	0.00	0	0.00	0	0.00	0	0.00	0	0.00	0	0.00
3	HDFC	0	0	0	0.00	472	567.28	0	0.00	0	0.00	0	0.00	472	567.28	515	2813.38
4	ICICI	0	0	2	10.92	6	131.09	0	0.00	0	0.00	0	0.00	8	142.01	3749	10865.58
5	IDBI	0	0	4	5.89	3	34.90	0	0.00	0	0.00	0	0.00	7	40.79	59	192.96
6	INDUS	0	0	0	0.00	0	0.00	0	0.00	0	0.00	0	0.00	0	0.00	0	0.00
7	YES	0	0	0	0.00	0	0.00	0	0.00	0	0.00	0	0.00	0	0.00	0	0.00
Priv	Total	0	0	6	16.81	481	733.27	0	0.00	0	0.00	0	0.00	487	750.08	4414	13912.55
1	SSFB	0	0	0	0.00	0	0.00	0	0.00	0	0.00	0	0.00	0	0.00	0	0.00
Small FB	Total	0	0	0	0.00	0	0.00	0	0.00	0	0.00	0	0.00	0	0.00	0	0.00
1	MRB	0	0	1	2.30	23	581.95	2	346.00	0	0.00	0	0.00	26	930.25	6462	5778.03
RRB	Total	0	0	1	2.30	23	581.95	2	346.00	0	0.00	0	0.00	26	930.25	6462	5778.03
1	MSCB	0	0	0	0.00	27	424.75	0	0.00	0	0.00	116	234.40	143	659.15	149	345.10
Grand	Total	0	0	840	1990.26	1174	9251.81	2	346.00	265	527.57	477	1196.02	2758	13311.66	35206	101217.02

District wise ACP DISBURSEMENT(OTHER PS) report of Manipur during the FY2025-2026 upto date 31.12.2025

(Amount in Rs.Lakhs)

Sl No.	Bank Name	Export Credit		Education (PS)		Housing (PS)		Social Infrastructure		Renewable Energy		Informal Credit		Total Other PS Disb		Loans to weaker	
		No	Amt	No	Amt	No	Amt	No	Amt	No	Amt	No	Amt	No	Amt	No	Amt
1	BISHNUPUR	0	0	42	38.62	72	553.23	0	0.00	5	9.58	81	292.12	200	893.55	4486	8910.82
2	CHANDEL	0	0	13	21.00	2	3.60	0	0.00	0	0.00	3	2.09	18	26.69	408	599.91
3	CHURACHANDPUR	0	0	79	125.22	76	936.27	0	0.00	0	0.00	30	147.41	185	1208.90	3267	14078.80
4	IMPHALEAST	0	0	97	223.77	186	1207.28	0	0.00	55	113.22	82	197.84	420	1742.11	5524	12654.25
5	IMPHALWEST	0	0	482	1294.46	520	4466.52	2	346.00	156	307.97	199	383.19	1359	6798.14	9029	29500.49
6	JIRIBAM	0	0	0	0.00	0	0.00	0	0.00	0	0.00	16	48.00	16	48.00	56	303.30
7	KAKCHING	0	0	16	40.27	17	169.70	0	0.00	1	1.80	16	32.60	50	244.37	1194	3986.62
8	KAMJONG	0	0	0	0.00	0	0.00	0	0.00	0	0.00	0	0.00	0	0.00	35	66.53
9	KANGPOKPI	0	0	18	52.96	25	238.41	0	0.00	41	79.62	0	0.00	84	370.99	1303	3492.69
10	NONEY	0	0	9	13.96	0	0.00	0	0.00	0	0.00	0	0.00	9	13.96	233	1224.25
11	PHERZAWL	0	0	0	0.00	0	0.00	0	0.00	0	0.00	0	0.00	0	0.00	0	0.00
12	SENAPATI	0	0	21	56.92	12	16.90	0	0.00	1	0.88	3	12.30	37	87.00	1887	4949.00
13	TAMENGLONG	0	0	2	2.98	1	3.00	0	0.00	0	0.00	0	0.00	3	5.98	293	2383.29
14	TENGNOPAL	0	0	6	22.08	7	139.23	0	0.00	0	0.00	0	0.00	13	161.31	437	1008.74
15	THOUBAL	0	0	48	90.43	255	1505.56	0	0.00	6	14.50	12	21.00	321	1631.49	5816	12979.41
16	UKHRUL	0	0	7	7.59	1	12.11	0	0.00	0	0.00	35	59.47	43	79.17	1238	5078.92
Grand Total		0	0	840	1990.26	1174	9251.81	2	346.00	265	527.57	477	1196.02	2758	13311.66	35206	101217.02

Bankwise ACP Targets (Non-Priority Sector) Report of Manipur in the FY-2025-2026

(Rs. In Lakhs)

Sl No.	Bank Name	Agriculture (NPS)		MSME (NPS)		Exp Credit (NPS)		Education (NPS)		Housing (NPS)		Personal Loans		Others NPS		NPS Total	
		No	Amt	No	Amt	No	Amt	No	Amt	No	Amt	No	Amt	No	Amt	No	Amt
1	BOB	0	0	0	0	0	0	16	113.0	12	456.0	377	3065.0	2433	19128.0	2838	22762.0
2	BOI	0	0	0	0	0	0	15	103.0	10	181.0	286	2840.0	578	1121.0	889	4245.0
3	BOM	0	0	0	0	0	0	0	0.0	3	116.0	93	510.0	252	795.0	348	1421.0
4	CAN	0	0	0	0	0	0	21	155.0	9	301.0	275	2633.0	278	704.0	583	3793.0
5	CBI	0	0	0	0	0	0	35	115.0	13	286.0	689	5375.0	138	544.0	875	6320.0
6	IND	0	0	0	0	0	0	0	0.0	7	233.0	134	792.0	47	252.0	188	1277.0
7	IOB	0	0	0	0	0	0	11	105.0	5	131.0	215	865.0	42	196.0	273	1297.0
8	PNB	0	0	0	0	0	0	22	165.0	33	746.0	1309	15461.0	3010	26400.0	4374	42772.0
9	PSB	0	0	0	0	0	0	21	155.0	10	181.0	279	2775.0	75	462.0	385	3573.0
10	SBI	0	0	0	0	0	0	113	735.0	160	2221.0	2247	29327.9	2932	20195.3	5452	52479.2
11	UCO	0	0	0	0	0	0	10	50.0	13	149.0	297	2928.0	5535	81515.0	5855	84642.0
12	UNI	0	0	0	0	0	0	0	0.0	2	110.0	87	386.0	31	67.0	120	563.0
Public	Total	0	0	0	0	0	0	264	1696.0	277	5111.0	6288	66957.9	15351	151379.3	22180	225144.2
1	AXIS	0	0	0	0	0	0	21	155.0	13	346.0	1257	5067.0	2579	9068.0	3870	14636.0
2	BAND	0	0	0	0	0	0	11	105.0	5	131.0	130	470.0	2220	7164.0	2366	7870.0
3	HDFC	0	0	0	0	0	0	21	155.0	12	258.0	341	3305.0	293	1406.0	667	5124.0
4	ICICI	0	0	0	0	0	0	21	155.0	13	291.0	363	3337.0	3322	12458.0	3719	16241.0
5	IDBI	0	0	0	0	0	0	10	50.0	7	160.0	551	1938.0	263	721.0	831	2869.0
6	INDUS	0	0	0	0	0	0	0	0.0	0	0.0	76	390.0	47	171.0	123	561.0
7	YES	0	0	0	0	0	0	0	0.0	0	0.0	42	210.0	1915	13913.0	1957	14123.0
Private	Total	0	0	0	0	0	0	84	620.0	50	1186.0	2760	14717.0	10639	44901.0	13533	61424.0
1	SSFB	0	0	0	0	0	0	11	105.0	5	131.0	115	345.0	508	210.0	639	791.0
Small FB	Total	0	0	0	0	0	0	11	105.0	5	131.0	115	345.0	508	210.0	639	791.0
1	MRB	0	0	0	0	0	0	41	365.0	31	666.0	474	1741.0	361	1000.0	907	3772.0
RRB	Total	0	0	0	0	0	0	41	365.0	31	666.0	474	1741.0	361	1000.0	907	3772.0
1	MSCB	0	0	0	0	0	0	20	155.0	10	182.0	233	956.0	366	601.0	629	1894.0
Grand	Total	0	0	0	0	0	0	420	2941.0	373	7276.0	9870	84716.9	27225	198091.3	37888	293025.2

Bankwise Progress under ACP DISBURSEMENT(NON PRIORITY) Report of Manipur during the FY-2025-2026 upto date 31.12.2025

(Amount in Rs. Lakhs)

Sl No.	Bank Name	Agriculture		MSME (NPS)		Exp Credit		Education (NPS)		Housing (NPS)		Personal Loans		Others NPS		Total ACP (NPS)	
		No	Amt	No	Amt	No	Amt	No	Amt	No	Amt	No	Amt	No	Amt	No	Amt
1	BOB	0	0.00	0	0.00	0	0	30	213.28	221	4342.52	5773	17228.22	679	6055.69	6703	27839.71
2	BOI	0	0.00	0	0.00	0	0	1	3.47	24	681.57	223	1597.40	323	1519.44	571	3801.88
3	BOM	59	273.09	4	796.07	0	0	3	51.87	12	350.89	16	88.50	520	1009.59	614	2570.01
4	CAN	0	0.00	0	0.00	0	0	5	63.72	45	946.67	1929	4590.56	124	1231.29	2103	6832.24
5	CBI	0	0.00	0	0.00	0	0	0	0.00	0	0.00	265	2217.26	97	440.52	362	2657.78
6	IND	0	0.00	0	0.00	0	0	0	0.00	43	990.59	436	2092.92	30	5.22	509	3088.73
7	IOB	17	113.06	0	0.00	0	0	3	59.11	64	1863.62	156	586.25	2653	8118.00	2893	10740.04
8	PNB	0	0.00	0	0.00	0	0	3	42.07	27	805.35	2164	31078.56	1224	5453.22	3418	37379.20
9	PSB	0	0.00	0	0.00	0	0	0	0.00	23	431.64	0	0.00	1006	3667.13	1029	4098.77
10	SBI	0	0.00	0	0.00	0	0	30	551.29	1268	18123.68	602	1559.60	28647	246980.83	30547	267215.40
11	UCO	0	0.00	0	0.00	0	0	0	0.00	94	2043.25	109	284.92	932	4701.60	1135	7029.77
12	UNI	0	0.00	0	0.00	0	0	2	44.42	3	97.27	789	2980.82	22	149.95	816	3272.46
Pub	Total	76	386.15	4	796.07	0	0	77	1029.23	1824	30677.05	12462	64305.01	36257	279332.48	50700	376525.99
1	AXIS	0	0.00	0	0.00	0	0	0	0.00	1	4.31	7648	27156.37	2585	14592.38	10234	41753.06
2	BAND	0	0.00	0	0.00	0	0	0	0.00	0	0.00	0	0.00	412	1058.26	412	1058.26
3	HDFC	0	0.44	0	0.00	0	0	0	0.00	0	0.00	733	5905.83	2752	14700.60	3485	20606.87
4	ICICI	0	0.00	0	0.00	0	0	0	0.00	35	1891.09	349	3748.11	10263	15791.49	10647	21430.69
5	IDBI	0	0.00	0	0.00	0	0	0	0.00	24	271.37	3	37.00	517	1876.37	544	2184.74
6	INDUS	0	0.00	0	0.00	0	0	0	0.00	0	0.00	0	0.00	38	100.48	38	100.48
7	YES	0	0.00	0	0.00	0	0	0	0.00	0	0.00	0	0.00	0	0.00	0	0.00
Priv	Total	0	0.44	0	0.00	0	0	0	0.00	60	2166.77	8733	36847.31	16567	48119.58	25360	87134.10
1	SSFB	0	0.00	0	0.00	0	0	0	0.00	0	0.00	0	0.00	2	12.80	2	12.80
Small FB	Total	0	0.00	0	0.00	0	0	0	0.00	0	0.00	0	0.00	2	12.80	2	12.80
1	MRB	0	0.00	0	0.00	0	0	0	0.00	8	461.66	71	468.43	119	1008.83	198	1938.92
RRB	Total	0	0.00	0	0.00	0	0	0	0.00	8	461.66	71	468.43	119	1008.83	198	1938.92
1	MSCB	0	0.00	0	0.00	0	0	0	0.00	0	0.00	105	273.64	932	1165.31	1037	1438.95
Grand	Total	76	386.59	4	796.07	0	0	77	1029.23	1892	33305.48	21371	101894.39	53877	329639.00	77297	467050.76

**District wise ACP DISBURSEMENT(NON PS) report of Manipur during the FY2025-2026 upto date
31.12.2025**

(Amount in Rs.Lakhs)

Sl No.	Bank Name	Agriculture		MSME (NPS)		Exp Credit		Education (NPS)		Housing (NPS)		Personal Loans		Others NPS		Total ACP (NPS)	
		No	Amt	No	Amt	No	Amt	No	Amt	No	Amt	No	Amt	No	Amt	No	Amt
1	BISHNUPUR	16	52.00	0	0.00	0	0	1	2.16	86	1404.62	1277	4385.21	3461	14633.15	4841	20477.14
2	CHANDEL	0	0.00	0	0.00	0	0	0	0.00	33	474.88	12	63.31	883	8060.31	928	8598.50
3	CHURACHANDPUR	0	0.00	0	0.00	0	0	1	25.00	187	3577.85	513	4854.93	3970	34368.67	4671	42826.45
4	IMPHALEAST	0	0.00	0	0.00	0	0	8	92.42	237	3884.23	3389	14651.13	8392	42739.49	12026	61367.27
5	IMPHALWEST	47	230.39	4	796.07	0	0	60	760.70	959	17923.74	12434	57356.57	24736	149104.36	38240	226171.83
6	JIRIBAM	0	0.00	0	0.00	0	0	0	0.00	2	32.78	80	1188.32	130	1093.03	212	2314.13
7	KAKCHING	0	0.00	0	0.00	0	0	2	63.82	97	1594.27	1283	4581.32	1525	9487.99	2907	15727.40
8	KAMJONG	0	0.00	0	0.00	0	0	0	0.00	0	0.00	1	2.00	129	1321.64	130	1323.64
9	KANGPOKPI	0	0.00	0	0.00	0	0	1	6.45	30	479.05	120	1164.01	1574	14083.78	1725	15733.29
10	NONEY	0	0.00	0	0.00	0	0	0	0.00	0	0.00	48	734.30	160	1703.29	208	2437.59
11	PHERZAWL	0	0.00	0	0.00	0	0	0	0.00	0	0.00	0	0.00	0	0.00	0	0.00
12	SENAPATI	0	0.00	0	0.00	0	0	0	0.00	38	791.00	120	1080.06	1684	14555.93	1842	16426.99
13	TAMENGLONG	0	0.00	0	0.00	0	0	0	0.00	1	25.00	152	2307.61	127	1000.89	280	3333.50
14	TENGNUPAL	0	0.00	0	0.00	0	0	0	0.00	24	238.17	37	291.00	649	6554.08	710	7083.25
15	THOUBAL	13	104.20	0	0.00	0	0	4	78.68	194	2789.89	1645	6022.25	5528	21770.99	7384	30766.01
16	UKHRUL	0	0.00	0	0.00	0	0	0	0.00	4	90.00	260	3212.37	929	9161.40	1193	12463.77
Grand Total		76	386.59	4	796.07	0	0	77	1029.23	1892	33305.48	21371	101894.39	53877	329639.00	77297	467050.76

**Bankwise Progress under Investment Credit Under Agriculture-Disbursement Report of
Manipur during the FY-2025-2026 upto date 31.12.2025**

(Amount in Rs.Lakhs)

SI No.	Bank Name	KCCs for AH and Allied Activities		Farm Production		Dairy		Farm Mechanisation		Poultry		fisheries		Godown		Clinic		Other		Total IC- Agri Disb	
		No	Amt	No	Amt	No	Amt	No	Amt	No	Amt	No	Amt	No	Amt	No	Amt	No	Amt	No	Amt
1	BOB	56	88.89	0	0	19	18.36	0	0	18	25.31	5	11.01	0	0	0	0	148	406.63	246	550.20
2	BOI	0	0.00	0	0	0	0.00	0	0	0	0.00	0	0.00	0	0	0	0	3915	15135.48	3915	15135.48
3	BOM	0	0.00	0	0	0	0.00	0	0	0	0.00	2	1.94	0	0	0	0	96	326.75	98	328.69
4	CAN	4	4.00	0	0	10	48.95	0	0	10	23.00	20	80.97	0	0	0	0	213	413.46	257	570.38
5	CBI	19	1.69	0	0	0	0.00	0	0	8	1.37	12	8.70	0	0	0	0	0	0.00	39	11.76
6	IND	0	0.00	0	0	0	0.00	0	0	0	0.00	0	0.00	0	0	0	0	16	24.15	16	24.15
7	IOB	58	117.19	0	0	0	0.00	0	0	0	0.00	0	0.00	0	0	0	0	3	3.54	61	120.73
8	PNB	13	13.34	0	0	0	0.00	0	0	7	7.00	13	125.23	0	0	0	0	134	286.24	167	431.81
9	PSB	0	0.00	0	0	0	0.00	0	0	0	0.00	0	0.00	0	0	0	0	0	0.00	0	0.00
10	SBI	98	93.37	0	0	21	74.54	0	0	143	312.27	34	82.99	0	0	0	0	0	0.00	296	563.17
11	UCO	49	90.33	0	0	2	2.93	0	0	5	9.83	5	8.25	0	0	0	0	0	1450.97	61	1562.31
12	UNI	0	0.00	0	0	1	1.50	0	0	0	0.00	1	1.50	0	0	0	0	7	87.50	9	90.50
Pub	Total	297	408.81	0	0	53	146.28	0	0	191	378.78	92	320.59	0	0	0	0	4532	18134.72	5165	19389.18
1	AXIS	0	0.00	0	0	0	0.00	0	0	0	0.00	0	0.00	0	0	0	0	0	0.00	0	0.00
2	BAND	0	0.00	0	0	0	0.00	0	0	0	0.00	0	0.00	0	0	0	0	0	0.00	0	0.00
3	HDFC	0	0.00	0	0	0	0.00	0	0	0	0.00	0	0.00	0	0	0	0	365	2843.02	365	2843.02
4	ICICI	15	2.17	0	0	10	2.75	0	0	936	170.35	41	8.54	0	0	0	0	2960	10265.09	3962	10448.90
5	IDBI	0	0.00	0	0	0	0.00	0	0	0	0.00	0	0.00	0	0	0	0	5	29.80	5	29.80
6	INDUS	0	0.00	0	0	0	0.00	0	0	0	0.00	0	0.00	0	0	0	0	0	0.00	0	0.00
7	YES	0	0.00	0	0	0	0.00	0	0	0	0.00	0	0.00	0	0	0	0	0	0.00	0	0.00
Priv	Total	15	2.17	0	0	10	2.75	0	0	936	170.35	41	8.54	0	0	0	0	3330	13137.91	4332	13321.72
1	SSFB	0	0.00	0	0	0	0.00	0	0	0	0.00	0	0.00	0	0	0	0	0	0.00	0	0.00
Small FB	Total	0	0.00	0	0	0	0.00	0	0	0	0.00	0	0.00	0	0	0	0	0	0.00	0	0.00
1	MRB	0	0.00	0	0	0	0.00	0	0	0	0.00	0	0.00	0	0	0	0	0	0.00	0	0.00
RRB	Total	0	0.00	0	0	0	0.00	0	0	0	0.00	0	0.00	0	0	0	0	0	0.00	0	0.00
1	MSCB	86	117.48	0	0	6	13.00	0	0	11	46.47	18	82.43	0	0	0	0	35	122.27	156	381.65
Grand	Total	398	528.46	0	0	69	162.03	0	0	1138	595.60	151	411.56	0	0	0	0	7897	31394.90	9653	33092.55

**District wise Investment Credit Under Agriculture-Disbursement report of Manipur during the
FY2025-2026 upto date 31.12.2025**

(Amount in Rs.Lakhs)

Sl No.	Bank Name	KCCs for AH and Allied Activities		Farm Production		Dairy		Farm Mechanisation		Poultry		fisheries		Godown		Clinic		Other		Total IC- Agri Disb	
		No	Amt	No	Amt	No	Amt	No	Amt	No	Amt	No	Amt	No	Amt	No	Amt	No	Amt	No	Amt
1	BISHNUPUR	20	14.83	0	0	4	14.18	0	0	92	44.49	20	64.89	0	0	0	0	1115	4009.51	1251	4147.90
2	CHANDEL	44	80.04	0	0	2	2.93	0	0	9	10.03	0	0.00	0	0	0	0	3	133.29	58	226.29
3	CHURACHANDPUR	15	7.01	0	0	2	10.37	0	0	45	131.69	7	4.96	0	0	0	0	96	509.98	165	664.01
4	IMPHALEAST	70	93.58	0	0	13	23.37	0	0	292	109.31	24	35.48	0	0	0	0	1019	3772.93	1418	4034.67
5	IMPHALWEST	170	171.83	0	0	26	45.32	0	0	413	103.42	57	198.82	0	0	0	0	3523	16094.45	4189	16613.84
6	JIRIBAM	0	0.75	0	0	0	0.00	0	0	0	0.00	0	0.00	0	0	0	0	0	0.00	0	0.75
7	KAKCHING	25	20.26	0	0	0	0.00	0	0	5	14.15	8	46.52	0	0	0	0	15	123.80	53	204.73
8	KAMJONG	0	0.00	0	0	0	0.00	0	0	0	0.00	0	0.00	0	0	0	0	0	0.00	0	0.00
9	KANGPOKPI	3	6.00	0	0	1	1.75	0	0	49	80.94	1	1.50	0	0	0	0	15	32.82	69	123.01
10	NONEY	0	0.00	0	0	0	0.00	0	0	1	0.02	4	5.00	0	0	0	0	12	51.50	17	56.52
11	PHERZAWL	0	0.00	0	0	0	0.00	0	0	0	0.00	0	0.00	0	0	0	0	0	0.00	0	0.00
12	SENAPATI	1	1.10	0	0	4	1.62	0	0	8	16.11	6	17.38	0	0	0	0	4	69.73	23	105.94
13	TAMENGLONG	3	0.07	0	0	2	4.00	0	0	1	0.50	2	1.00	0	0	0	0	26	50.49	34	56.06
14	TENGNUPAL	0	0.00	0	0	0	0.00	0	0	0	0.00	0	0.00	0	0	0	0	19	23.38	19	23.38
15	THOUBAL	44	110.19	0	0	9	51.95	0	0	216	79.27	12	23.15	0	0	0	0	2026	6380.65	2307	6645.21
16	UKHRUL	3	22.80	0	0	6	6.54	0	0	7	5.67	10	12.86	0	0	0	0	24	142.37	50	190.24
Grand Total		398	528.46	0	0	69	162.03	0	0	1138	595.60	151	411.56	0	0	0	0	7897	31394.90	9653	33092.55

**Bankwise Progress under Investment Credit Under Agriculture-Outstanding Report of Manipur as on date
31.12.2025**

(Amount in Rs. Lakhs)

SI No.	Bank Name	KCCs for AH and Allied Activities		Farm Production		Dairy		Farm Mechanisatio		Poultry		fisheries		Godown		Clinic		Other		Total IC- Agri OS	
		No	Amt	No	Amt	No	Amt	No	Amt	No	Amt	No	Amt	No	Amt	No	Amt	No	Amt	No	Amt
1	BOB	91	164.42	0	0.00	75	155.39	0	0.00	149	284.18	37	135.15	0	0	0	0.00	387	890.37	739	1629.51
2	BOI	0	0.00	0	0.00	0	0.00	0	0.00	0	0.00	0	0.00	0	0	0	0.00	4520	17169.89	4520	17169.89
3	BOM	0	0.00	3	15.97	0	0.00	0	0.00	1	1.37	2	1.94	0	0	1	5.70	101	343.25	108	368.23
4	CAN	5	4.23	1	4.56	26	109.44	4	18.27	105	88.97	53	352.49	0	0	0	0.00	666	1306.43	860	1884.39
5	CBI	38	52.50	0	0.00	44	137.80	4	0.00	20	28.87	36	82.01	0	0	0	0.00	88	178.61	230	479.79
6	IND	0	0.00	0	0.00	0	0.00	0	0.00	0	0.00	0	0.00	0	0	0	0.00	86	339.35	86	339.35
7	IOB	243	424.89	0	0.00	4	8.43	0	0.00	11	14.06	0	0.00	0	0	0	0.00	40	74.43	298	521.81
8	PNB	388	352.40	0	0.00	246	222.46	88	87.99	94	133.46	394	2132.19	0	0	0	0.00	1100	2328.40	2310	5256.90
9	PSB	92	199.65	19	82.92	16	29.59	0	0.00	44	51.85	1	1.27	0	0	0	0.00	0	0.00	172	365.28
10	SBI	430	290.76	0	0.00	39	149.19	4	4.41	171	640.67	95	218.38	0	0	0	0.00	0	0.00	739	1303.41
11	UCO	334	521.58	0	0.00	2	2.79	0	0.00	68	86.14	64	176.30	0	0	0	0.00	0	0.00	468	786.81
12	UNI	0	0.00	0	0.00	1	0.53	0	0.00	0	0.00	1	0.65	0	0	0	0.00	13	101.21	15	102.39
Pub	Total	1621	2010.43	23	103.45	453	815.62	100	110.67	663	1329.57	683	3100.38	0	0	1	5.70	7001	22731.94	10545	30207.76
1	AXIS	0	0.00	0	0.00	0	0.00	0	0.00	0	0.00	0	0.00	0	0	0	0.00	0	0.00	0	0.00
2	BAND	0	0.00	0	0.00	0	0.00	0	0.00	18	8.64	9	4.98	0	0	0	0.00	0	0.00	27	13.62
3	HDFC	0	0.00	0	0.00	0	0.00	83	30.44	0	0.00	0	0.00	0	0	0	0.00	774	4354.00	857	4384.44
4	ICICI	17	60.77	0	0.00	2	4.68	0	0.00	105	184.90	5	5.92	0	0	0	0.00	2586	10445.69	2715	10701.96
5	IDBI	0	0.00	0	0.00	0	0.00	0	0.00	0	0.00	0	0.00	0	0	0	0.00	56	193.86	56	193.86
6	INDUS	0	0.00	0	0.00	0	0.00	0	0.00	0	0.00	0	0.00	0	0	0	0.00	0	0.00	0	0.00
7	YES	0	0.00	0	0.00	0	0.00	0	0.00	0	0.00	0	0.00	0	0	0	0.00	0	0.00	0	0.00
Priv	Total	17	60.77	0	0.00	2	4.68	83	30.44	123	193.54	14	10.90	0	0	0	0.00	3416	14993.55	3655	15293.88
1	SSFB	0	0.00	0	0.00	0	0.00	0	0.00	0	0.00	0	0.00	0	0	0	0.00	0	0.00	0	0.00
Small FB	Total	0	0.00	0	0.00	0	0.00	0	0.00	0	0.00	0	0.00	0	0	0	0.00	0	0.00	0	0.00
1	MRB	0	0.00	0	0.00	0	0.00	0	0.00	0	0.00	0	0.00	0	0	0	0.00	0	0.00	0	0.00
RRB	Total	0	0.00	0	0.00	0	0.00	0	0.00	0	0.00	0	0.00	0	0	0	0.00	0	0.00	0	0.00
1	MSCB	1584	1213.73	0	0.00	79	245.54	0	0.00	94	396.23	702	2667.53	0	0	0	0.00	1576	2196.17	4035	6719.20
Grand	Total	3222	3284.93	23	103.45	534	1065.84	183	141.11	880	1919.34	1399	5778.81	0	0	1	5.70	11993	39921.66	18235	52220.84

District wise Investment Credit Under Agriculture-Outstanding report of Manipur as on date 31.12.2025

(Amount in Rs.Lakhs)

Sl No.	Bank Name	KCCs for AH and Allied Activities		Farm Production		Dairy		Farm Mechanisation		Poultry		fisheries		Godown		Clinic		Other		Total IC- Agri OS	
		No	Amt	No	Amt	No	Amt	No	Amt	No	Amt	No	Amt	No	Amt	No	Amt	No	Amt	No	Amt
1	BISHNUPUR	287	245.66	0	0.00	22	89.29	0	0.00	92	190.76	544	1945.00	0	0	0	0.00	1799	5328.65	2744	7799.36
2	CHANDEL	126	136.93	0	0.00	2	2.79	0	0.00	16	29.20	1	0.82	0	0	0	0.00	4	11.38	149	181.12
3	CHURACHANDPUR	385	351.01	0	0.00	196	92.37	20	6.11	116	251.01	45	119.22	0	0	0	0.00	406	739.84	1168	1559.56
4	IMPHALEAST	500	559.94	9	53.65	81	209.68	56	43.92	252	425.20	100	661.04	0	0	0	0.00	1724	5510.62	2722	7464.05
5	IMPHALWEST	839	884.85	13	45.24	145	443.96	34	36.16	143	404.46	254	1240.78	0	0	1	5.70	4562	19078.10	5991	22139.25
6	JIRIBAM	21	26.61	0	0.00	2	8.71	0	0.00	2	8.06	1	4.76	0	0	0	0.00	6	16.19	32	64.33
7	KAKCHING	290	337.71	0	0.00	10	23.98	0	0.00	38	119.17	323	1418.34	0	0	0	0.00	215	356.08	876	2255.28
8	KAMJONG	0	0.00	0	0.00	0	0.00	0	0.00	0	0.00	0	0.00	0	0	0	0.00	0	0.00	0	0.00
9	KANGPOKPI	89	74.95	0	0.00	12	20.44	0	0.00	69	228.49	3	4.06	0	0	0	0.00	137	229.41	310	557.35
10	NONEY	9	10.08	0	0.00	0	0.00	0	0.00	5	5.10	3	3.32	0	0	0	0.00	86	90.38	103	108.88
11	PHERZAWL	0	0.00	0	0.00	0	0.00	0	0.00	0	0.00	0	0.00	0	0	0	0.00	0	0.00	0	0.00
12	SENAPATI	29	13.76	0	0.00	13	35.73	28	8.96	14	43.71	10	41.66	0	0	0	0.00	62	232.89	156	376.71
13	TAMENGLONG	137	113.94	0	0.00	9	4.74	2	1.72	16	7.40	2	0.78	0	0	0	0.00	96	88.85	262	217.43
14	TENGNUPAL	49	35.30	0	0.00	0	0.00	0	0.00	1	0.95	2	1.18	0	0	0	0.00	45	55.33	97	92.76
15	THOUBAL	429	442.03	1	4.56	23	119.49	43	44.24	85	170.19	100	314.19	0	0	0	0.00	2492	7771.24	3173	8865.94
16	UKHRUL	32	52.16	0	0.00	19	14.66	0	0.00	31	35.64	11	23.66	0	0	0	0.00	359	412.70	452	538.82
Grand Total		3222	3284.93	23	103.45	534	1065.84	183	141.11	880	1919.34	1399	5778.81	0	0	1	5.70	11993	39921.66	18235	52220.84

Bankwise Progress under KISAN CREDIT CARD Report of Manipur during the FY-2025-2026 & O/S as on date 31.12.2025

(Amount in Rs. Lakhs)

Sl No.	Bank Name	No. of KCC issued during quarter (Including renewal)	KCC Disbursed Amount during quarter	Total O/S KCC No.	Total O/S KCC Amount.	Number of rupay card Issued	KCC Card activated	No. of KCC for animal husbandary issued during quarter (Including renewal)	KCC for animal husbandary Amount disbursed during quarter	AH Total no. of KCC	AH Outstanding amount.	AH Number of rupay card Issued	AH Card activated	No. of KCC for Fishries issued during quarter (including renewal)	KCC for Fishery Amount disbursed during quarter	Fishery Total no. of KCC	Fishery Outstanding amount.	Fishery Number of rupay card Issued	Fishery Card activated
1	BOB	31	187.06	405	641.88	0	0	16	116.32	248	409.58	0	0	2	11.01	9	18.99	0	0
2	BOI	9	13.34	379	298.53	204	86	0	0.00	10	6.38	0	2	0	0.00	1	1.99	1	0
3	BOM	1	0.50	2	2.81	2	2	0	0.00	0	0.00	0	0	1	0.80	2	1.96	2	2
4	CAN	40	47.89	588	475.93	99	99	2	2.00	5	4.23	0	0	0	0.00	0	0.00	0	0
5	CBI	5	6.47	8	8.32	8	6	0	0.00	10	17.41	8	4	2	0.00	28	35.08	26	4
6	IND	7	5.40	315	216.97	166	100	0	0.00	11	10.01	9	0	2	2.14	4	4.20	2	0
7	IOB	8	10.95	196	239.91	112	112	0	0.00	0	0.00	0	0	0	0.00	0	0.00	0	0
8	PNB	212	298.38	9946	6480.88	690	126	10	0.44	127	111.81	0	68	0	0.00	15	11.89	0	0
9	PSB	0	0.00	69	132.56	64	64	1	1.50	25	44.43	27	27	0	0.00	2	2.81	1	1
10	SBI	667	2016.98	3246	2835.37	2103	1713	86	94.20	380	292.73	88	87	48	116.03	151	301.57	3	3
11	UCO	119	188.18	1438	1318.99	63	63	35	63.91	381	583.52	0	0	8	11.87	77	236.00	1	1
12	UNI	24	51.44	43	115.53	5	5	0	0.00	0	0.00	0	0	1	0.00	1	0.65	0	0
Public	Total	1123	2826.59	16635	12767.68	3516	2376	150	278.37	1197	1480.10	132	188	64	141.85	290	615.14	36	11
1	AXIS	44	4.53	92	27.65	92	90	0	0.00	0	0.00	0	0	0	0.00	0	0.00	0	0
2	BAND	0	0.00	0	0.00	0	0	0	0.00	0	0.00	0	0	0	0.00	0	0.00	0	0
3	HDFC	63	407.44	191	656.65	107	52	0	0.00	0	0.00	0	0	0	0.00	0	0.00	0	0
4	ICICI	0	0.00	3	7.64	3	0	0	0.00	0	0.00	0	0	0	0.00	0	0.00	0	0
5	IDBI	1	1.95	1055	508.57	1055	1055	0	0.00	0	0.00	0	0	0	0.00	0	0.00	0	0
6	INDUS	0	0.00	0	0.00	0	0	0	0.00	0	0.00	0	0	0	0.00	0	0.00	0	0
7	YES	0	0.00	0	0.00	0	0	0	0.00	0	0.00	0	0	0	0.00	0	0.00	0	0
Private	Total	108	413.92	1341	1200.51	1257	1197	0	0.00	0	0.00	0	0	0	0.00	0	0.00	0	0
1	SSFB	0	0.00	0	0.00	0	0	0	0.00	0	0.00	0	0	0	0.00	0	0.00	0	0
Small FB	Total	0	0.00	0	0.00	0	0	0	0.00	0	0.00	0	0	0	0.00	0	0.00	0	0
1	MRB	1865	807.12	9651	4724.60	7887	7887	10	3.85	674	466.26	674	674	0	0.00	130	67.56	119	119
RRB	Total	1865	807.12	9651	4724.60	7887	7887	10	3.85	674	466.26	674	674	0	0.00	130	67.56	119	119
1	MSCB	30	72.61	3195	2050.22	3017	2947	27	22.12	1451	1014.55	1456	1449	2	1.03	241	265.89	236	236
Grand	Total	3126	4120.24	30822	20743.01	15677	14407	187	304.34	3322	2960.91	2262	2311	66	142.88	661	948.59	391	366

District wise progress under KCC report of Manipur during the FY2025-2026 & O/S as on date 31.12.2025

(Amount in Rs.Lakhs)

Sl No.	District Name	No. of KCC issued during quarter (Including renewal)	KCC Disbursed Amount during quarter	Total O/S KCC No.	Total O/S KCC Amount.	Number of rupay card Issued	KCC Card activated	No. of KCC for animal husbandary issued during quarter (Including renewal)	KCC for animal husbandary Amount disbursed during quarter	AH Total no. of KCC	AH Outstanding amount.	AH Number of rupay card Issued	AH Card activated	No. of KCC for Fishries issued during quarter (Including renewal)	KCC for Fishery Amount disbursed during quarter	Fishery Total no. of KCC	Fishery Outstanding amount.	Fishery Number of rupay card Issued	Fishery Card activated
1	BISHNUPUR	396	333.63	4852	2727.95	4085	4055	8	11.84	313	251.72	253	248	4	6.22	179	155.06	144	135
2	CHANDEL	34	72.30	187	152.02	24	24	27	50.28	118	136.93	5	5	0	0.00	3	2.32	0	0
3	CHURACHANDPUR	343	1090.25	2728	2314.23	1557	1136	4	6.43	236	282.55	105	103	4	11.45	38	100.54	17	4
4	IMPHALEAST	399	374.69	2713	1987.88	1795	1736	31	89.75	772	749.51	559	550	1	4.92	16	18.40	8	7
5	IMPHALWEST	467	531.82	12453	7960.28	3676	3000	56	84.65	770	692.24	607	604	20	66.87	81	192.21	42	42
6	JIRIBAM	0	4.62	73	36.08	24	24	0	0.00	18	16.73	8	8	0	0.00	4	4.47	0	0
7	KAKCHING	106	132.42	1065	686.79	851	839	26	22.54	365	269.78	239	239	15	11.50	237	326.29	132	130
8	KAMJONG	8	14.97	24	26.06	9	9	0	0.00	0	0.00	0	0	4	11.36	9	22.18	0	0
9	KANGPOKPI	66	154.39	792	543.81	536	494	0	2.97	46	32.29	27	27	1	1.50	1	1.50	0	0
10	NONEY	22	18.46	297	246.42	74	74	4	5.50	20	21.63	3	3	0	0.00	1	1.56	0	0
11	PHERZAWL	0	0.00	0	0.00	0	0	0	0.00	0	0.00	0	0	0	0.00	0	0.00	0	0
12	SENAPATI	318	674.39	1787	1447.11	690	655	0	1.10	25	13.76	1	1	8	17.38	8	35.89	0	0
13	TAMENGLONG	12	13.11	150	120.61	12	12	4	0.00	56	46.50	0	0	1	0.09	9	5.92	0	0
14	TENGNUPAL	37	54.92	190	122.47	38	46	6	0.00	65	41.65	27	35	0	0.00	2	1.85	2	2
15	THOUBAL	827	491.07	2826	1708.78	2166	2157	21	29.28	461	360.82	382	442	7	11.59	62	72.07	45	45
16	UKHRUL	91	159.20	685	662.52	140	146	0	0.00	57	44.80	46	46	1	0.00	11	8.33	1	1
Grand Total		3126	4120.24	30822	20743.01	15677	14407	187	304.34	3322	2960.91	2262	2311	66	142.88	661	948.59	391	366

Bankwise Progress under FI & KCC Report of Manipur as on date 31.12.2025

District wise progress under FI & KCC report of Manipur as on date 31.12.2025

Sl No.	Bank Name	Inactive CSPs	RuPay card active in PMJDY	First time active RuPay card	Aadhaar Authenticated SB accounts	RuPay card issued in KCC
1	BOB	0	0	0	80563	0
2	BOI	0	6661	881	36219	170
3	BOM	0	5428	2279	4385	324
4	CAN	0	2817	698	16522	98
5	CBI	21	23595	0	210384	33
6	IND	0	614	1292	37614	166
7	IOB	0	10428	4843	33135	112
8	PNB	0	0	0	18162	0
9	PSB	0	7758	0	7299	105
10	SBI	0	27023	27023	595430	427
11	UCO	0	4840	2	141867	11
12	UNI	0	4061	0	15955	0
Public	Total	21	93225	37018	1197535	1446
1	AXIS	0	1763	0	10140	92
2	BAND	0	486	442	7457	0
3	HDFC	44	1990	1990	46320	107
4	ICICI	0	164	481	22248	2
5	IDBI	0	0	0	4208	1055
6	INDUS	0	507	0	12130	0
7	YES	0	0	0	0	0
Private	Total	44	4910	2913	102503	1256
1	SSFB	0	0	0	0	0
Small FB	Total	0	0	0	0	0
1	MRB	0	47982	47982	182447	9583
RRB	Total	0	47982	47982	182447	9583
1	MSCB	0	2547	1330	58964	3398
Grand	Total	65	148664	89243	1541449	15683

Sl No.	District Name	Inactive CSPs	RuPay card active in PMJDY	First time active RuPay card	Aadhaar Authenticated SB accounts	RuPay card issued in KCC
1	BISHNUPUR	6	18730	14706	189469	4870
2	CHANDEL	0	1666	1071	24032	0
3	CHURACHANDPUR	9	10316	5229	171039	649
4	IMPHALEAST	7	19039	13240	197796	2269
5	IMPHALWEST	22	52983	21266	467198	3594
6	JIRIBAM	0	181	172	2978	28
7	KAKCHING	0	5423	4812	75393	912
8	KAMJONG	0	201	201	3877	0
9	KANGPOKPI	0	6138	3066	65555	490
10	NONEY	0	2302	2124	13291	77
11	PHERZAWL	0	0	0	0	0
12	SENAPATI	3	3242	2302	82641	141
13	TAMENGLONG	0	735	307	4692	11
14	TENGNOUNPAL	0	3121	2834	21912	67
15	THOUBAL	18	20521	14167	171509	2495
16	UKHRUL	0	4066	3746	50067	80
Grand	Total	65	148664	89243	1541449	15683

**Bankwise Progress under SHG Report of Manipur during the FY-2025-2026 & O/S as on date
31.12.2025**

(Amount in Rs. Lakhs)

SI No.	Bank Name	During the Quarter Savings Linked No	During the Quarter Savings Linked Amount	During the Quarter Credit Linked No	During the Quarter Credit Linked Amount	Current FY Savings Linked No	Current FY Savings Linked Amount	Current FY Credit Linked No	Current FY Credit Linked Amount	SHG O/S No.	SHG O/S Amt.	SHG NPA No.	SHG NPA Amt.	SHG NPA Amt. %
1	BOB	8	0.27	21	29.38	43	3.13	62	81.47	323	442.67	17	18.37	4.15
2	BOI	2	0.01	4	18.69	5	0.92	41	125.64	167	261.19	15	3.03	1.16
3	BOM	71	3.02	0	0.00	106	71.45	0	0.00	0	0.00	0	0.00	0.00
4	CAN	0	0.00	12	32.50	0	0.00	33	83.50	128	268.04	4	3.29	1.23
5	CBI	0	0.00	0	0.00	25	144.17	37	61.04	8	15.37	3	6.25	40.66
6	IND	14	0.41	22	37.42	49	1.55	35	58.89	79	96.78	0	0.00	0.00
7	IOB	3	5.82	3	5.82	4	7.70	4	7.70	32	31.96	1	0.92	2.88
8	PNB	270	11.38	56	78.31	642	23.61	164	198.91	447	496.14	122	29.96	6.04
9	PSB	0	0.00	0	0.00	13	9.16	0	0.00	0	0.00	0	0.00	0.00
10	SBI	256	3.66	35	185.69	880	17.80	78	491.14	597	1406.59	6	6.53	0.46
11	UCO	57	1.42	9	45.00	262	19.81	30	132.00	48	98.74	6	2.08	2.11
12	UNI	35	9.07	5	7.50	76	9.76	7	10.50	0	0.00	0	0.00	0.00
Pub	Total	716	35.06	167	440.31	2105	309.06	491	1250.79	1829	3117.48	174	70.43	2.26
1	AXIS	0	0.00	0	0.00	0	0.00	0	0.00	0	0.00	0	0.00	0.00
2	BAND	0	0.00	0	0.00	0	0.00	0	0.00	0	0.00	0	0.00	0.00
3	HDFC	0	0.00	0	0.00	0	0.00	0	0.00	0	0.00	0	0.00	0.00
4	ICICI	0	0.00	0	0.00	0	0.00	0	0.00	0	0.00	0	0.00	0.00
5	IDBI	1	0.02	1	6.91	5	2.37	5	31.50	31	166.43	3	14.99	9.01
6	INDUS	0	0.00	0	0.00	0	0.00	0	0.00	0	0.00	0	0.00	0.00
7	YES	0	0.00	0	0.00	0	0.00	0	0.00	0	0.00	0	0.00	0.00
Priv	Total	1	0.02	1	6.91	5	2.37	5	31.50	31	166.43	3	14.99	9.01
1	SSFB	0	0.00	0	0.00	0	0.00	0	0.00	0	0.00	0	0.00	0.00
Small FB	Total	0	0.00	0	0.00	0	0.00	0	0.00	0	0.00	0	0.00	0.00
1	MRB	123	5.23	554	1240.16	538	51.10	1305	2965.06	2901	3722.76	369	238.87	6.42
RRB	Total	123	5.23	554	1240.16	538	51.10	1305	2965.06	2901	3722.76	369	238.87	6.42
1	MSCB	6	0.08	59	136.00	64	19.57	94	221.50	494	407.79	263	167.26	41.02
Grand	Total	846	40.39	781	1823.38	2712	382.10	1895	4468.85	5255	7414.46	809	491.55	6.63

District wise SHG report of Manipur during the FY 2025-2026 & O/S as on date 31.12.2025

(Amount in Rs.Lakhs)

Sl No.	DistrictName	During the Quarter Savings Linked No	During the Quarter Savings Linked Amount	During the Quarter Credit Linked No	During the Quarter Credit Linked Amount	Current FY Savings Linked No	Current FY Savings Linked Amount	Current FY Credit Linked No	Current FY Credit Linked Amount	SHG O/S No.	SHG O/S Amt.	SHG NPA No.	SHG NPA Amt.	SHG NPA Amt. %
1	BISHNUPUR	92	3.08	73	126.70	276	25.48	159	287.04	622	633.96	171	108.65	17.14
2	CHANDEL	15	0.04	0	0.00	36	0.40	0	0.00	2	0.07	2	0.07	100.00
3	CHURACHANDPUR	108	8.00	31	61.09	390	21.57	104	196.76	544	758.20	113	47.42	6.25
4	IMPHALEAST	25	0.58	138	368.47	141	30.11	402	1040.85	984	1509.83	54	36.72	2.43
5	IMPHALWEST	128	4.53	98	259.99	283	97.40	263	668.57	1110	1683.50	106	81.21	4.82
6	JIRIBAM	5	0.05	11	13.83	49	0.69	38	75.52	42	51.39	1	0.33	0.64
7	KAKCHING	109	2.46	35	74.49	237	5.34	130	226.40	409	467.17	103	62.71	13.42
8	KAMJONG	2	0.00	0	0.00	27	0.01	0	0.00	0	0.00	0	0.00	0.00
9	KANGPOKPI	45	6.20	12	24.48	217	9.79	35	54.58	129	248.40	6	5.12	2.06
10	NONEY	40	0.08	13	32.00	175	2.43	34	69.00	116	137.60	12	5.74	4.17
11	PHERZAWL	0	0.00	0	0.00	0	0.00	0	0.00	0	0.00	0	0.00	0.00
12	SENAPATI	61	0.94	21	177.00	286	4.57	59	468.21	58	198.24	1	0.39	0.20
13	TAMENGLONG	97	4.01	12	17.46	156	5.35	42	47.43	58	58.01	6	0.85	1.47
14	TENGNOUNPAL	5	0.04	49	101.00	11	0.10	54	114.00	139	252.43	20	28.91	11.45
15	THOUBAL	29	0.53	205	428.17	98	164.62	461	1046.54	889	1258.44	194	108.95	8.66
16	UKHRUL	85	9.85	83	138.70	330	14.24	114	173.95	153	157.22	20	4.48	2.85
Grand Total		846	40.39	781	1823.38	2712	382.10	1895	4468.85	5255	7414.46	809	491.55	6.63

Bankwise Progress under JLG Report of Manipur during the FY 2025-2026 & O/S as on date 31.12.2025

(Amount in Rs. Lakhs)

Sl No.	Bank Name	CY Disbursement No.	CY Disbursement Amt.	Outstanding No.	Outstanding Amt.
1	BOB	0	0.00	0	0.00
2	BOI	0	0.00	0	0.00
3	BOM	0	0.00	0	0.00
4	CAN	0	0.00	0	0.00
5	CBI	0	0.00	2	4.03
6	IND	0	0.00	0	0.00
7	IOB	0	0.00	0	0.00
8	PNB	0	0.00	1	0.65
9	PSB	0	0.00	0	0.00
10	SBI	0	0.00	0	0.00
11	UCO	63	54.66	67	41.57
12	UNI	0	0.00	0	0.00
Pub	Total	63	54.66	70	46.25
1	AXIS	1	0.45	15	0.75
2	BAND	0	0.00	0	0.00
3	HDFC	0	0.00	1286	947.99
4	ICICI	0	0.00	0	0.00
5	IDBI	2	20.00	18	126.68
6	INDUS	0	0.00	0	0.00
7	YES	0	0.00	0	0.00
Priv	Total	3	20.45	1319	1075.42
1	SSFB	0	0.00	8	0.59
SFB	Total	0	0.00	8	0.59
1	MRB	0	0.00	27	19.26
RRB	Total	0	0.00	27	19.26
1	MSCB	9	0.00	86	110.71
Grand	Total	75	75.11	1510	1252.23

District-wise progress under JLG report of Manipur during the FY 2025-2026 & O/S as on date 31.12.2025

(Amount in Rs.Lakhs)

Sl No.	District Name	CY Disbursement No.	CY Disbursement Amt.	Outstanding No.	Outstanding Amt.
1	BISHNUPUR	10	4.00	69	46.13
2	CHANDEL	0	0.00	1	0.85
3	CHURACHANDPUR	2	20.00	20	90.58
4	IMPHALEAST	9	0.00	577	463.07
5	IMPHALWEST	51	50.03	339	255.01
6	JIRIBAM	0	0.00	0	0.00
7	KAKCHING	0	0.00	5	7.52
8	KAMJONG	0	0.00	0	0.00
9	KANGPOKPI	0	0.00	7	5.11
10	NONEY	0	0.00	0	0.00
11	PERZAWL	0	0.00	0	0.00
12	SENAPATI	0	0.00	39	84.68
13	TAMENGLONG	0	0.00	0	0.00
14	TENGNOUNPAL	1	0.45	1	0.34
15	THOUBAL	0	0.00	440	279.69
16	UKHRUL	2	0.63	12	19.25
Grand	Total	75	75.11	1510	1252.23

**Bankwise Progress under NRLM Report of Manipur during the FY-
2025-2026 & O/S as on date 31.12.2025**

(Amount in Rs. Lakhs)

Sl No.	Bank Name	Current Year Self-Help Group No.	Current Year Self-Help Group Amount	NRLM O/S No.	NRLM O/S Amt.	NRLM Irregular A/C No.	NRLM Irregular A/C Amt.	NRLM NPA No.	NRLM NPA Amt.	NRLM NPA Amt. %
1	BOB	212	310.09	290	405.87	18	0.41	1	1.46	0.36
2	BOI	49	149.90	162	17405.93	27	33.98	14	3.00	0.02
3	BOM	0	0.00	0	0.00	0	0.00	0	0.00	0.00
4	CAN	0	0.00	2	0.55	0	0.00	0	0.00	0.00
5	CBI	345	762.02	360	1007.09	53	113.90	10	10.71	1.06
6	IND	48	81.41	79	96.78	1	1.22	0	0.00	0.00
7	IOB	4	7.70	21	23.57	10	12.43	0	0.00	0.00
8	PNB	170	1011.10	315	462.16	0	0.00	1	2.89	0.63
9	PSB	3	4.84	0	0.00	0	0.00	0	0.00	0.00
10	SBI	597	1406.59	773	1496.52	180	115.58	46	59.34	3.97
11	UCO	72	258.01	35	76.27	0	0.00	6	2.08	2.73
12	UNI	8	13.50	0	0.00	0	2.00	0	0.00	0.00
Pub	Total	1508	4005.16	2037	20974.74	289	279.52	78	79.48	0.38
1	AXIS	0	0.00	0	0.00	0	0.00	0	0.00	0.00
2	BAND	0	0.00	0	0.00	0	0.00	0	0.00	0.00
3	HDFC	0	0.00	0	0.00	0	0.00	0	0.00	0.00
4	ICICI	0	0.00	0	0.00	0	0.00	0	0.00	0.00
5	IDBI	0	0.00	1	3.20	1	3.20	1	3.20	100.00
6	INDUS	0	0.00	0	0.00	0	0.00	0	0.00	0.00
7	YES	0	0.00	0	0.00	0	0.00	0	0.00	0.00
Priv	Total	0	0.00	1	3.20	1	3.20	1	3.20	100.00
1	SSFB	0	0.00	2	0.00	0	0.00	0	0.00	0.00
Small FB	Total	0	0.00	2	0.00	0	0.00	0	0.00	0.00
1	MRB	1275	2832.76	2319	3100.74	0	0.00	153	115.48	3.72
RRB	Total	1275	2832.76	2319	3100.74	0	0.00	153	115.48	3.72
1	MSCB	47	127.00	170	187.70	10	5.94	3	1.69	0.90
Grand	Total	2830	6964.92	4529	24266.38	300	288.66	235	199.85	0.82

District wise progress under NRLM report of Manipur during the FY 2025-2026 & O/S as on date 31.12.2025

(Amount in Rs.Lakhs)

Sl No.	DistrictName	Current Year Self-Help Group No.	Current Year Self-Help Group Amount	NRLM O/S No.	NRLM O/S Amt.	NRLM Irregular A/C No.	NRLM Irregular A/C Amt.	NRLM NPA No.	NRLM NPA Amt.	NRLM NPA Amt. %
1	BISHNUPUR	254	542.11	342	17647.21	5	4.05	10	6.40	0.04
2	CHANDEL	0	0.00	2	0.07	0	0.00	2	0.07	100.00
3	CHURACHANDPUR	435	920.39	519	843.19	64	56.30	9	11.02	1.31
4	IMPHALEAST	519	1357.01	964	1486.74	18	9.40	24	9.74	0.66
5	IMPHALWEST	418	1017.71	896	1399.28	23	15.52	20	22.14	1.58
6	JIRIBAM	41	184.50	81	95.16	4	1.15	1	0.22	0.23
7	KAKCHING	165	387.07	317	404.28	39	23.32	9	3.77	0.93
8	KAMJONG	0	0.00	0	0.00	0	0.00	0	0.00	0.00
9	KANGPOKPI	66	141.99	101	200.33	18	12.48	0	0.00	0.00
10	NONEY	47	84.64	88	108.81	4	0.03	5	3.20	2.94
11	PHERZAWL	0	0.00	0	0.00	0	0.00	0	0.00	0.00
12	SENAPATI	79	191.07	102	263.22	27	15.78	0	0.00	0.00
13	TAMENGLONG	40	240.00	41	46.62	0	0.00	0	0.00	0.00
14	TENGNOUNPAL	103	268.32	154	284.42	16	24.65	25	38.97	13.70
15	THOUBAL	573	1306.11	840	1392.97	82	124.98	130	104.32	7.49
16	UKHRUL	90	324.00	82	94.08	0	1.00	0	0.00	0.00
Grand Total		2830	6964.92	4529	24266.38	300	288.66	235	199.85	0.82

Bankwise Progress under NULM Report of Manipur during the FY-2025-2026 & O/S as on date 31.12.2025

(Amount in Rs. Lakhs)

Sl No.	Bank Name	Sep-I No.	Sep-I Amt	Sep-G No	Sep-G Amt.	Sep-G No. of Beneficiary	SHG No.	SHG Amt	SHG No. of Beneficiary	Women SHG No.	Women SHG Amt.	Women SHG No. of Beneficiary	Total Current Year NULM Disb No.	Total Current Year NULM Disb Amount	NULM O/S No.	NULM O/S Amt.	NULM NPA No.	NULM NPA Amt.	NULM NPA Amt. %
1	BOB	0	0	0	0	0	0	0.00	0	0	0.00	0	0	0.00	2	1.00	0	0.00	0.00
2	BOI	0	0	0	0	0	0	0.00	0	0	0.00	0	0	0.00	0	0.00	0	0.00	0.00
3	BOM	0	0	0	0	0	68	0.92	0	0	0.00	0	68	0.92	0	0.00	0	0.00	0.00
4	CAN	0	0	0	0	0	0	0.00	0	0	0.00	0	0	0.00	2	0.57	2	0.57	100.00
5	CBI	0	0	0	0	0	0	0.00	0	0	0.00	0	0	0.00	0	0.00	0	0.00	0.00
6	IND	0	0	0	0	0	0	0.00	0	0	0.00	0	0	0.00	1	0.00	1	0.00	0.00
7	IOB	0	0	0	0	0	0	0.00	0	0	0.00	0	0	0.00	0	0.00	0	0.00	0.00
8	PNB	0	0	0	0	0	1	1.00	1	0	0.00	0	1	1.00	37	22.95	23	7.33	31.94
9	PSB	0	0	0	0	0	3	3.00	3	3	4.84	3	3	3.00	0	0.00	0	0.00	0.00
10	SBI	0	0	0	0	0	8	0.17	8	3	0.12	6	8	0.17	35	32.02	16	18.33	57.25
11	UCO	0	0	0	0	0	0	0.00	0	0	0.00	0	0	0.00	13	22.47	0	0.00	0.00
12	UNI	0	0	0	0	0	0	0.00	0	0	0.00	0	0	0.00	0	0.00	0	0.00	0.00
Pub	Total	0	0	0	0	0	80	5.09	12	6	4.96	9	80	5.09	90	79.01	42	26.23	33.20
1	AXIS	0	0	0	0	0	0	0.00	0	0	0.00	0	0	0.00	0	0.00	0	0.00	0.00
2	BAND	0	0	0	0	0	0	0.00	0	0	0.00	0	0	0.00	0	0.00	0	0.00	0.00
3	HDFC	0	0	0	0	0	0	0.00	0	0	0.00	0	0	0.00	0	0.00	0	0.00	0.00
4	ICICI	0	0	0	0	0	0	0.00	0	0	0.00	0	0	0.00	0	0.00	0	0.00	0.00
5	IDBI	0	0	0	0	0	0	0.00	0	0	0.00	0	0	0.00	0	0.00	0	0.00	0.00
6	INDUS	0	0	0	0	0	0	0.00	0	0	0.00	0	0	0.00	0	0.00	0	0.00	0.00
7	YES	0	0	0	0	0	0	0.00	0	0	0.00	0	0	0.00	0	0.00	0	0.00	0.00
Priv	Total	0	0	0	0	0	0	0.00	0	0	0.00	0	0	0.00	0	0.00	0	0.00	0.00
1	SSFB	0	0	0	0	0	0	0.00	0	0	0.00	0	0	0.00	0	0.00	0	0.00	0.00
Small FB	Total	0	0	0	0	0	0	0.00	0	0	0.00	0	0	0.00	0	0.00	0	0.00	0.00
1	MRB	0	0	0	0	0	0	0.00	0	0	0.00	0	0	0.00	116	179.06	13	9.64	5.38
RRB	Total	0	0	0	0	0	0	0.00	0	0	0.00	0	0	0.00	116	179.06	13	9.64	5.38
1	MSCB	0	0	0	0	0	0	0.00	0	0	0.00	0	0	0.00	0	0.00	0	0.00	0.00
Grand	Total	0	0	0	0	0	80	5.09	12	6	4.96	9	80	5.09	206	258.07	55	35.87	13.90

District wise NULM report of Manipur during the FY2025-2026 & O/S as on date 331.12.2025

(Amount in Rs.Lakhs)

Sl No.	DistrictName	Sep-I No.	Sep-I Amt	Sep-G No	Sep-G Amt.	Sep-G No. of Beneficiary	SHG No.	SHG Amt	SHG No. of Beneficiary	Women SHG No.	Women SHG Amt.	Women SHG No. of Beneficiary	Total Current Year NULM Disb No.	Total Current Year NULM Disb Amount	NULM O/S No.	NULM O/S Amt.	NULM NPA No.	NULM NPA Amt.	NULM NPA Amt. %
1	BISHNUPUR	0	0	0	0	0	0	0.00	0	0	0.00	0	0	0.00	20	18.17	0	0.00	0.00
2	CHANDEL	0	0	0	0	0	0	0.00	0	0	0.00	0	0	0.00	0	0.00	0	0.00	0.00
3	CHURACHANDPUR	0	0	0	0	0	0	0.00	0	0	0.00	0	0	0.00	16	22.66	4	1.69	7.46
4	IMPHALEAST	0	0	0	0	0	0	0.00	0	0	0.00	0	0	0.00	10	9.88	3	3.32	33.60
5	IMPHALWEST	0	0	0	0	0	75	1.06	7	3	0.12	5	75	1.06	39	44.16	16	13.88	31.43
6	JIRIBAM	0	0	0	0	0	0	0.00	0	0	0.00	0	0	0.00	3	1.43	2	1.23	86.01
7	KAKCHING	0	0	0	0	0	1	1.00	1	0	0.00	0	1	1.00	12	10.19	7	3.26	31.99
8	KAMJONG	0	0	0	0	0	0	0.00	0	0	0.00	0	0	0.00	0	0.00	0	0.00	0.00
9	KANGPOKPI	0	0	0	0	0	0	0.00	0	0	0.00	0	0	0.00	0	0.00	0	0.00	0.00
10	NONEY	0	0	0	0	0	0	0.00	0	0	0.00	0	0	0.00	0	0.00	0	0.00	0.00
11	PHERZAWL	0	0	0	0	0	0	0.00	0	0	0.00	0	0	0.00	0	0.00	0	0.00	0.00
12	SENAPATI	0	0	0	0	0	0	0.00	0	0	0.00	0	0	0.00	4	11.49	1	1.97	17.15
13	TAMENGLONG	0	0	0	0	0	0	0.00	0	0	0.00	0	0	0.00	3	0.19	2	0.14	73.68
14	TENGNUPAL	0	0	0	0	0	0	0.00	0	0	0.00	0	0	0.00	0	0.00	0	0.00	0.00
15	THOUBAL	0	0	0	0	0	4	3.03	4	3	4.84	4	4	3.03	81	138.19	8	9.00	6.51
16	UKHRUL	0	0	0	0	0	0	0.00	0	0	0.00	0	0	0.00	18	1.71	12	1.38	80.70
Grand Total		0	0	0	0	0	80	5.09	12	6	4.96	9	80	5.09	206	258.07	55	35.87	13.90

Bankwise POSITION OF NPA UNDER GOVT. SPONSORED SCHEMES Report of Manipur as on date 31.12.2025

(Amount in Rs.Lakhs)

Sl No.	Bank Name	NRLM O/S		NRLM Irregular		NRLM NPA		NULM O/S		NULM NPA		PMEGP O/S		PMEGP NPA		SHG O/S		SHG NPA		SUI O/S		SUI NPA	
		No	Amt	No	Amt	No	Amt	No	Amt	No	Amt	No	Amt	No	Amt	No	Amt	No	Amt	No	Amt	No	Amt
1	BOB	290	405.87	18	0.41	1	1.46	2	1.00	0	0.00	513	2059.73	159	719.03	323	442.67	17	18.37	13	234.49	7	128.58
2	BOI	162	17405.93	27	33.98	14	3.00	0	0.00	0	0.00	321	1052.85	120	208.52	167	261.19	15	3.03	19	147.67	5	68.71
3	BOM	0	0.00	0	0.00	0	0.00	0	0.00	0	0.00	19	101.57	4	10.51	0	0.00	0	0.00	1	9.11	0	0.00
4	CAN	2	0.55	0	0.00	0	0.00	2	0.57	2	0.57	335	991.54	174	440.30	128	268.04	4	3.29	4	29.40	1	12.50
5	CBI	360	1007.09	53	113.90	10	10.71	0	0.00	0	0.00	514	1994.40	277	755.74	8	15.37	3	6.25	0	0.00	0	0.00
6	IND	79	96.78	1	1.22	0	0.00	1	0.00	1	0.00	243	904.27	118	166.74	79	96.78	0	0.00	11	157.06	2	0.02
7	IOB	21	23.57	10	12.43	0	0.00	0	0.00	0	0.00	60	293.52	23	51.04	32	31.96	1	0.92	2	42.02	0	0.00
8	PNB	315	462.16	0	0.00	1	2.89	37	22.95	23	7.33	959	2156.46	657	1312.07	447	496.14	122	29.96	7	53.41	6	20.19
9	PSB	0	0.00	0	0.00	0	0.00	0	0.00	0	0.00	396	828.60	284	346.41	0	0.00	0	0.00	23	342.60	14	144.10
10	SBI	773	1496.52	180	115.58	46	59.34	35	32.02	16	18.33	1782	4586.93	723	1615.96	597	1406.59	6	6.53	137	2793.99	24	423.26
11	UCO	35	76.27	0	0.00	6	2.08	13	22.47	0	0.00	897	1545.18	561	987.95	48	98.74	6	2.08	28	434.02	6	90.97
12	UNI	0	0.00	0	2.00	0	0.00	0	0.00	0	0.00	7	22.18	0	0.00	0	0.00	0	0.00	2	19.73	0	0.00
Pub	Total	2037	20974.74	289	279.52	78	79.48	90	79.01	42	26.23	6046	16537.23	3100	6614.27	1829	3117.48	174	70.43	247	4263.50	65	888.33
1	AXIS	0	0.00	0	0.00	0	0.00	0	0.00	0	0.00	46	96.44	46	96.44	0	0.00	0	0.00	0	0.00	0	0.00
2	BAND	0	0.00	0	0.00	0	0.00	0	0.00	0	0.00	0	0.00	0	0.00	0	0.00	0	0.00	0	0.00	0	0.00
3	HDFC	0	0.00	0	0.00	0	0.00	0	0.00	0	0.00	2	0.48	2	0.48	0	0.00	0	0.00	1	0.68	0	0.00
4	ICICI	0	0.00	0	0.00	0	0.00	0	0.00	0	0.00	1	0.18	0	0.00	0	0.00	0	0.00	4	222.28	0	0.00
5	IDBI	1	3.20	1	3.20	1	3.20	0	0.00	0	0.00	86	417.23	27	108.48	31	166.43	3	14.99	3	32.38	0	0.00
6	INDUS	0	0.00	0	0.00	0	0.00	0	0.00	0	0.00	0	0.00	0	0.00	0	0.00	0	0.00	0	0.00	0	0.00
7	YES	0	0.00	0	0.00	0	0.00	0	0.00	0	0.00	0	0.00	0	0.00	0	0.00	0	0.00	0	0.00	0	0.00
Priv	Total	1	3.20	1	3.20	1	3.20	0	0.00	0	0.00	135	514.33	75	205.40	31	166.43	3	14.99	8	255.34	0	0.00
1	SSFB	2	0.00	0	0.00	0	0.00	0	0.00	0	0.00	0	0.00	0	0.00	0	0.00	0	0.00	0	0.00	0	0.00
Small FB	Total	2	0.00	0	0.00	0	0.00	0	0.00	0	0.00	0	0.00	0	0.00	0	0.00	0	0.00	0	0.00	0	0.00
1	MRB	2319	3100.74	0	0.00	153	115.48	116	179.06	13	9.64	0	0.00	0	0.00	2901	3722.76	369	238.87	15	193.32	3	21.74
RRB	Total	2319	3100.74	0	0.00	153	115.48	116	179.06	13	9.64	0	0.00	0	0.00	2901	3722.76	369	238.87	15	193.32	3	21.74
1	MSCB	170	187.70	10	5.94	3	1.69	0	0.00	0	0.00	0	0.00	0	0.00	494	407.79	263	167.26	0	0.00	0	0.00
Grand	Total	4529	24266.38	300	288.66	235	199.85	206	258.07	55	35.87	6181	17051.56	3175	6819.67	5255	7414.46	809	491.55	270	4712.16	68	910.07

District wise POSITION OF NPA UNDER GOVT. SPONSORED SCHEMES report of Manipur as on date 31.12.2025

(Amount in Rs.Lakhs)

Sl No.	Bank Name	NRLM O/S		NRLM Irregular		NRLM NPA		NULM O/S		NULM NPA		PMEGP O/S		PMEGP NPA		SHG O/S		SHG NPA		SUI O/S		SUI NPA	
		No	Amt	No	Amt	No	Amt	No	Amt	No	Amt	No	Amt	No	Amt	No	Amt	No	Amt	No	Amt	No	Amt
1	BISHNUPUR	342	17647.21	5	4.05	10	6.40	20	18.17	0	0.00	674	1361.92	387	668.33	622	633.96	171	108.65	6	201.76	1	6.79
2	CHANDEL	2	0.07	0	0.00	2	0.07	0	0.00	0	0.00	300	548.17	129	216.71	2	0.07	2	0.07	1	25.17	0	0.00
3	CHURACHANDPUR	519	843.19	64	56.30	9	11.02	16	22.66	4	1.69	417	1201.13	230	397.88	544	758.20	113	47.42	48	1071.89	7	167.43
4	IMPHALEAST	964	1486.74	18	9.40	24	9.74	10	9.88	3	3.32	854	2649.11	378	815.23	984	1509.83	54	36.72	42	575.58	17	172.99
5	IMPHALWEST	896	1399.28	23	15.52	20	22.14	39	44.16	16	13.88	1717	6231.36	895	2692.49	1110	1683.50	106	81.21	92	1580.47	29	392.98
6	JIRIBAM	81	95.16	4	1.15	1	0.22	3	1.43	2	1.23	11	24.75	6	10.70	42	51.39	1	0.33	0	0.00	0	0.00
7	KAKCHING	317	404.28	39	23.32	9	3.77	12	10.19	7	3.26	250	493.62	129	218.39	409	467.17	103	62.71	15	253.44	4	63.12
8	KAMJONG	0	0.00	0	0.00	0	0.00	0	0.00	0	0.00	24	71.74	14	20.87	0	0.00	0	0.00	0	0.00	0	0.00
9	KANGPOKPI	101	200.33	18	12.48	0	0.00	0	0.00	0	0.00	212	573.96	121	280.08	129	248.40	6	5.12	9	167.66	0	0.00
10	NONEY	88	108.81	4	0.03	5	3.20	0	0.00	0	0.00	42	86.48	13	20.72	116	137.60	12	5.74	0	0.00	0	0.00
11	PHERZAWL	0	0.00	0	0.00	0	0.00	0	0.00	0	0.00	0	0.00	0	0.00	0	0.00	0	0.00	0	0.00	0	0.00
12	SENAPATI	102	263.22	27	15.78	0	0.00	4	11.49	1	1.97	552	1255.58	300	535.32	58	198.24	1	0.39	39	642.65	7	88.00
13	TAMENGLONG	41	46.62	0	0.00	0	0.00	3	0.19	2	0.14	177	283.62	109	167.11	58	58.01	6	0.85	0	0.00	0	0.00
14	TENGNOUNPAL	154	284.42	16	24.65	25	38.97	0	0.00	0	0.00	77	158.10	49	99.24	139	252.43	20	28.91	0	0.00	0	0.00
15	THOUBAL	840	1392.97	82	124.98	130	104.32	81	138.19	8	9.00	570	1512.27	260	472.56	889	1258.44	194	108.95	16	148.00	3	18.76
16	UKHRUL	82	94.08	0	1.00	0	0.00	18	1.71	12	1.38	304	599.75	155	204.04	153	157.22	20	4.48	2	45.54	0	0.00
Grand	Total	4529	24266.38	300	288.66	235	199.85	206	258.07	55	35.87	6181	17051.56	3175	6819.67	5255	7414.46	809	491.55	270	4712.16	68	910.07

Bankwise Progress under PRADHAN MANTRI MUDRA TOTAL O/S & NPA Report of Manipur as on date 31.12.2025

(Amount in Rs. Lakhs)

Sl No.	Bank Name	Sishu O/S		Sishu NPA		Kishore O/S		Kishore NPA		Tarun O/S		Tarun NPA		Tarun Plus O/S		Tarun Plus NPA		Total MUDRA O/S		Total MUDRA NPA		MUDRA NPA Amt.%
		No	Amt	No	Amt	No	Amt	No	Amt	No	Amt	No	Amt	No	Amt	No	Amt	No	Amt	No	Amt	
1	BOB	261	62.31	143	29.91	1246	1851.54	495	606.20	432	2059.82	214	1020.35	5	42.06	3	15.47	1944	4015.73	855	1671.93	41.63
2	BOI	512	37.23	152	18.13	1063	1559.35	293	314.53	339	2123.99	74	441.87	0	0.00	0	0.00	1914	3720.57	519	774.53	20.82
3	BOM	74	27.86	5	3.31	66	49.66	3	5.01	24	160.76	2	12.10	8	105.00	0	0.00	172	343.28	10	20.42	5.95
4	CAN	366	97.72	134	36.72	951	1834.41	305	596.26	304	1925.68	96	572.55	0	0.00	0	0.00	1621	3857.81	535	1205.53	31.25
5	CBI	398	928.92	269	223.37	714	1114.48	239	352.97	250	1478.98	58	245.34	0	0.00	0	0.00	1362	3522.38	566	821.68	23.33
6	IND	156	18.79	120	9.35	535	820.13	189	247.83	217	1224.33	53	210.84	0	0.00	0	0.00	908	2063.25	362	468.02	22.68
7	IOB	96	23.38	13	2.05	511	736.81	57	57.48	134	634.15	11	49.98	0	0.00	0	0.00	741	1394.34	81	109.51	7.85
8	PNB	1105	242.21	784	183.10	3770	5107.05	1559	1948.57	988	5142.13	254	1044.40	3	23.78	0	0.00	5866	10515.17	2597	3176.07	30.20
9	PSB	66	14.34	2	0.26	274	658.81	6	5.19	138	1119.70	1	6.96	3	48.47	0	0.00	481	1841.32	9	12.41	0.67
10	SBI	4209	778.79	2232	329.49	7022	13490.34	2360	3277.91	1567	10046.56	272	1194.19	10	145.15	0	0.00	12808	24460.84	4864	4801.59	19.63
11	UCO	803	168.62	521	91.46	2447	3254.54	1001	1282.67	191	1184.81	46	260.08	0	0.00	0	0.00	3441	4607.97	1568	1634.21	35.46
12	UNI	28	3.82	4	0.42	99	152.20	10	8.70	25	178.63	0	0.00	3	40.25	0	0.00	155	374.90	14	9.12	2.43
Pub	Total	8074	2403.99	4379	927.57	18698	30629.32	6517	8703.32	4609	27279.54	1081	5058.66	32	404.71	3	15.47	3.82	60717.56	11980	14705.02	241.90
1	AXIS	17	0.86	14	0.41	1425	3352.36	26	27.43	446	2725.55	11	37.02	7	85.07	0	0.00	1895	6163.84	51	64.86	1.05
2	BAND	140	11.07	137	10.65	286	195.15	165	138.15	0	0.00	0	0.00	0	0.00	0	0.00	426	206.22	302	148.80	72.16
3	HDFC	6509	858.36	6211	842.37	491	488.27	199	54.27	222	951.44	6	25.48	0	0.00	0	0.00	7222	2298.07	6416	922.12	40.13
4	ICICI	1	0.50	0	0.00	86	168.35	14	10.02	37	197.26	2	2.84	0	0.00	0	0.00	124	366.11	16	12.86	3.51
5	IDBI	9	2.29	5	0.86	139	239.26	50	67.78	151	867.73	32	154.30	3	45.89	0	0.00	302	1155.17	87	222.94	19.30
6	INDUS	0	0.00	0	0.00	0	0.00	0	0.00	0	0.00	0	0.00	0	0.00	0	0.00	0	0.00	0	0.00	0.00
7	YES	0	0.00	0	0.00	0	0.00	0	0.00	0	0.00	0	0.00	0	0.00	0	0.00	0	0.00	0	0.00	0.00
Priv	Total	6676	873.08	6367	854.29	2427	4443.39	454	297.65	856	4741.98	51	219.64	10	130.96	0	0.00	0	10189.41	6872	1371.58	136.15
1	SSFB	0	0.00	0	0.00	0	0.00	0	0.00	0	0.00	0	0.00	0	0.00	0	0.00	0	0.00	0	0.00	0.00
Small FB	Total	0	0.00	0	0.00	0	0.00	0	0.00	0	0.00	0	0.00	0	0.00	0	0.00	0	0.00	0	0.00	0.00
1	MRB	4347	1155.23	2654	770.90	8346	10620.98	1866	2344.35	258	1322.29	38	161.76	16	187.08	0	0.00	12967	13285.58	4558	3277.01	24.67
RRB	Total	4347	1155.23	2654	770.90	8346	10620.98	1866	2344.35	258	1322.29	38	161.76	16	187.08	0	0.00	0	13285.58	4558	3277.01	24.67
1	MSCB	0	0.00	0	0.00	0	0.00	0	0.00	0	0.00	0	0.00	0	0.00	0	0.00	0	0.00	0	0.00	0.00
Grand	Total	19097	4432.30	13400	2552.76	29471	45693.69	8837	11345.32	5723	33343.81	1170	5440.06	58	722.75	3	15.47	2.14	84192.55	23410	19353.61	402.72

District wise PMMY Outstandings-NPA report of Manipur as on date 31.12.2025

(Amount in Rs.Lakhs)

Sl No.	Bank Name	Sishu O/S		Sishu NPA		Kishore O/S		Kishore NPA		Tarun O/S		Tarun NPA		Tarun Plus O/S		Tarun Plus NPA		Total MUDRA O/S		Total MUDRA NPA		MUDRA NPA
		No	Amt	No	Amt	No	Amt	No	Amt	No	Amt	No	Amt	No	Amt	No	Amt	No	Amt	No	Amt	Amt.%
1	BISHNUPUR	1648	351.57	1191	219.86	2826	3728.41	860	975.66	322	1921.32	33	164.60	8	105.00	0	0.00	4804	6106.30	2084	1360.12	22.27
2	CHANDEL	180	28.18	121	20.34	657	985.57	241	279.96	14	63.16	6	22.07	0	0.00	0	0.00	851	1076.91	368	322.37	29.93
3	CHURACHANDPUR	711	320.36	420	168.46	1596	2803.46	584	798.71	633	4401.73	59	372.54	13	200.96	0	0.00	2953	7726.51	1063	1339.71	17.34
4	IMPHALEAST	4798	838.53	3716	585.68	4965	7415.94	1105	1387.60	957	5333.46	229	1162.63	13	158.19	0	0.00	10733	13746.12	5050	3135.91	22.81
5	IMPHALWEST	5975	1760.33	4040	796.31	7324	11445.52	2243	2978.92	1820	9527.02	578	2402.53	20	225.33	3	15.47	15139	22958.20	6864	6193.23	26.98
6	JIRIBAM	86	12.76	51	6.66	112	147.60	23	31.40	16	62.40	1	0.95	0	0.00	0	0.00	214	222.76	75	39.01	17.51
7	KAKCHING	787	167.08	570	122.12	1980	2902.81	592	756.11	182	1054.46	20	111.10	0	0.00	0	0.00	2949	4124.35	1182	989.33	23.99
8	KAMJONG	129	36.69	68	13.75	53	46.54	40	22.07	0	0.00	0	0.00	0	0.00	0	0.00	182	83.23	108	35.82	43.04
9	KANGPOKPI	295	67.57	114	28.57	1002	2523.45	278	523.29	234	1429.26	56	303.71	0	0.00	0	0.00	1531	4020.28	448	855.57	21.28
10	NONEY	94	25.73	54	15.94	617	744.64	187	195.81	21	154.95	1	5.84	0	0.00	0	0.00	732	925.32	242	217.59	23.52
11	PHERZAWL	0	0.00	0	0.00	0	0.00	0	0.00	0	0.00	0	0.00	0	0.00	0	0.00	0	0.00	0	0.00	0.00
12	SENAPATI	331	107.02	259	76.49	1855	3612.91	789	1105.48	748	4996.50	68	333.56	0	0.00	0	0.00	2934	8716.43	1116	1515.53	17.39
13	TAMENGLONG	82	20.05	44	11.58	514	757.25	200	261.37	54	334.73	6	25.90	0	0.00	0	0.00	650	1112.03	250	298.85	26.87
14	TENGNOUNPAL	248	49.05	159	30.93	1088	1226.70	445	470.96	37	169.78	22	58.20	2	8.91	0	0.00	1375	1454.44	626	560.09	38.51
15	THOUBAL	3514	582.92	2506	433.24	3689	5579.56	885	1148.86	563	3147.33	71	377.23	2	24.36	0	0.00	7768	9334.17	3462	1959.33	20.99
16	UKHRUL	219	64.46	87	22.83	1193	1773.33	365	409.12	122	747.71	20	99.20	0	0.00	0	0.00	1534	2585.50	472	531.15	20.54
Grand	Total	19097	4432.30	13400	2552.76	29471	45693.69	8837	11345.32	5723	33343.81	1170	5440.06	58	722.75	3	15.47	2.14	84192.55	23410	19353.61	372.97

**Bankwise Progress under PMMY -Disbursement Report of Manipur during
the FY-2025-2026 upto date 31.12.2025**

(Amount in Rs. Lakhs)

SI No.	Bank Name	Sishu No.	Sishu Amt.	Kishore No.	Kishore Amt.	Tarun No.	Tarun Amt.	Tarun Plus No.	Tarun Plus Amt.	Total MUDRA Disb No.	Total MUDRA Disb Amt.
1	BOB	66	6.14	183	455.10	68	330.77	2	32.01	319	824.02
2	BOI	7	3.66	78	191.27	33	237.58	0	0.00	118	432.51
3	BOM	3	1.52	6	14.33	1	10.00	0	0.00	10	25.85
4	CAN	61	22.76	170	452.43	65	571.98	0	0.00	296	1047.17
5	CBI	75	518.99	207	236.82	71	326.30	0	0.00	353	1082.11
6	IND	9	2.22	181	226.96	58	297.68	0	0.00	248	526.86
7	IOB	28	11.12	148	277.74	13	100.49	0	0.00	189	389.35
8	PNB	29	8.80	659	1080.17	149	1163.47	3	23.90	840	2276.34
9	PSB	9	2.65	116	237.54	48	392.22	3	48.47	176	680.88
10	SBI	664	147.36	3503	4787.28	984	4906.58	9	141.19	5160	9982.41
11	UCO	29	13.51	172	297.66	21	177.70	0	0.00	222	488.87
12	UNI	3	0.75	21	61.19	16	131.66	3	42.00	43	235.60
Pub	Total	983	739.48	5444	8318.49	1527	8646.43	20	287.57	7974	17991.97
1	AXIS	2	0.85	1035	3159.28	332	2492.10	7	92.75	1376	5744.98
2	BAND	0	0.00	0	0.00	0	0.00	0	0.00	0	0.00
3	HDFC	0	0.00	125	409.80	69	549.93	0	0.00	194	959.73
4	ICICI	2	1.00	104	263.63	36	253.90	0	0.00	142	518.53
5	IDBI	3	1.50	24	59.75	44	345.91	3	50.00	74	457.16
6	INDUS	0	0.00	0	0.00	0	0.00	0	0.00	0	0.00
7	YES	0	0.00	0	0.00	0	0.00	0	0.00	0	0.00
Priv	Total	7	3.35	1288	3892.46	481	3641.84	10	142.75	1786	7680.40
1	SSFB	0	0.00	0	0.00	0	0.00	0	0.00	0	0.00
Small FB	Total	0	0.00	0	0.00	0	0.00	0	0.00	0	0.00
1	MRB	271	111.25	1580	3360.35	58	415.90	2	28.00	1911	3915.50
RRB	Total	271	111.25	1580	3360.35	58	415.90	2	28.00	1911	3915.50
1	MSCB	0	0.00	0	0.00	0	0.00	0	0.00	0	0.00
Grand	Total	1261	854.08	8312	15571.30	2066	12704.17	32	458.32	11671	29587.87

District wise PMMY Disbursements report of Manipur during the FY 2025-2026 upto date 31.12.2025

(Amount in Rs.Lakhs)

SI No.	District Name	Sishu No	Sishu amt	Kishore no	Kishore Amt	Tarun No	Tarun Amt	Tarun Plus No.	Tarun Plus Amt.	Total MUDRA Disb No.	Total MUDRA Disb Amt.
1	BISHNUPUR	120	101.10	711	1161.11	53	381.40	0	0.00	884	1643.61
2	CHANDEL	2	0.00	237	254.20	6	37.94	0	0.00	245	292.14
3	CHURACHANDPUR	76	54.90	478	885.32	370	2121.77	12	193.97	936	3255.96
4	IMPHALEAST	181	51.55	1466	3063.88	274	1746.05	3	35.73	1924	4897.21
5	IMPHALWEST	491	530.31	2072	4253.77	539	3241.79	14	204.72	3116	8230.59
6	JIRIBAM	6	1.35	8	11.42	3	18.08	0	0.00	17	30.85
7	KAKCHING	51	10.88	547	1123.60	85	487.67	0	0.00	683	1622.15
8	KAMJONG	19	5.23	11	12.90	0	0.00	0	0.00	30	18.13
9	KANGPOKPI	28	2.80	490	880.64	89	495.02	0	0.00	607	1378.46
10	NONEY	20	5.96	74	152.07	5	38.91	0	0.00	99	196.94
11	PHERZAWL	0	0.00	0	0.00	0	0.00	0	0.00	0	0.00
12	SENAPATI	25	13.44	502	702.27	418	2557.26	0	0.00	945	3272.97
13	TAMENGLONG	5	1.71	50	116.47	22	176.56	0	0.00	77	294.74
14	TENGNUPAL	12	0.62	128	264.49	10	82.32	2	9.03	152	356.46
15	THOUBAL	132	33.78	1134	2122.55	148	994.43	1	14.87	1415	3165.63
16	UKHRUL	93	40.45	404	566.61	44	324.97	0	0.00	541	932.03
Grand Total		1261	854.08	8312	15571.30	2066	12704.17	32	458.32	11671	29587.87

District wise SUI report of Manipur during the FY2025-2026 & O/S as on date 31.12.2025

(Amount in Rs.Lakhs)

Sl No.	District Name	Current Year No. of Female Account	Current Year Sum of Female Amount	Current Year No. of Male Account to SC	Current Year Sum of Male Amount to SC	Current Year No. of Male Account to ST	Current Year Sum of Male Amount to ST	Total Current Year SUI Disb No.	Total Current Year SUI Disb Amount	SUI O/S No.	SUI O/S Amt.	SUI NPA No.	SUI NPA Amt.	SUI NPA Amt. %
1	BISHNUPUR	3	17.60	3	5.00	0	0.00	6	22.60	6	201.76	1	6.79	3.37
2	CHANDEL	0	0.00	0	0.00	0	0.00	0	0.00	1	25.17	0	0.00	0.00
3	CHURACHANDPUR	2	0.00	0	0.00	6	45.98	8	45.98	48	1071.89	7	167.43	15.62
4	IMPHALEAST	10	146.70	1	12.03	1	14.00	12	172.73	42	575.58	17	172.99	30.05
5	IMPHALWEST	19	169.15	1	19.95	2	20.22	22	209.32	92	1580.47	29	392.98	24.86
6	JIRIBAM	0	0.00	0	0.00	0	0.00	0	0.00	0	0.00	0	0.00	0.00
7	KAKCHING	5	58.36	0	0.00	0	0.00	5	58.36	15	253.44	4	63.12	24.91
8	KAMJONG	0	0.00	0	0.00	0	0.00	0	0.00	0	0.00	0	0.00	0.00
9	KANGPOKPI	1	0.05	0	0.00	2	2.75	3	2.80	9	167.66	0	0.00	0.00
10	NONEY	0	0.00	0	0.00	0	0.00	0	0.00	0	0.00	0	0.00	0.00
11	PHERZAWL	0	0.00	0	0.00	0	0.00	0	0.00	0	0.00	0	0.00	0.00
12	SENAPATI	9	19.57	0	0.00	7	5.71	16	25.28	39	642.65	7	88.00	13.69
13	TAMENGLONG	0	0.00	0	0.00	0	0.00	0	0.00	0	0.00	0	0.00	0.00
14	TENGNUPAL	0	0.00	0	0.00	0	0.00	0	0.00	0	0.00	0	0.00	0.00
15	THOUBAL	0	0.00	0	0.00	0	0.00	0	0.00	16	148.00	3	18.76	12.68
16	UKHRUL	0	0.00	0	0.00	0	0.00	0	0.00	2	45.54	0	0.00	0.00
Grand Total		49	411.43	5	36.98	18	88.66	72	537.07	270	4712.16	68	910.07	19.31

**Bankwise Progress under PMEGP Report of Manipur during the FY
2025-2026 & O/S as on date 31.12.2025**

(Amount in Rs. Lakhs)

Sl No.	Bank Name	CY SANCTION A/C No.	CY SANCTION Amt.	CY DISBURSED A/C No.	CY DISBURSED Amt.	PMEGP O/S No.	PMEGP O/S Amt.	PMEGP NPA No.	PMEGP NPA Amt.	PMEGP NPA Amt. %
1	BOB	52	317.61	116	483.24	513	2059.73	159	719.03	34.91
2	BOI	1	9.50	52	104.54	321	1052.85	120	208.52	19.81
3	BOM	7	28.46	3	15.74	19	101.57	4	10.51	10.35
4	CAN	6	30.33	6	28.43	335	991.54	174	440.30	44.41
5	CBI	8	72.79	8	49.58	514	1994.40	277	755.74	37.89
6	IND	7	39.27	32	132.32	243	904.27	118	166.74	18.44
7	IOB	2	36.55	2	36.55	60	293.52	23	51.04	17.39
8	PNB	33	203.16	47	261.50	959	2156.46	657	1312.07	60.84
9	PSB	3	12.01	3	11.66	396	828.60	284	346.41	41.81
10	SBI	151	742.11	743	2305.51	1782	4586.93	723	1615.96	35.23
11	UCO	30	99.77	40	112.68	897	1545.18	561	987.95	63.94
12	UNI	3	19.25	3	15.64	7	22.18	0	0.00	0.00
Pub	Total	303	1610.81	1055	3557.39	6046	16537.23	3100	6614.27	40.00
1	AXIS	7	8.43	7	0.10	46	96.44	46	96.44	100.00
2	BAND	0	0.00	0	0.00	0	0.00	0	0.00	0.00
3	HDFC	0	0.00	0	0.00	2	0.48	2	0.48	100.00
4	ICICI	0	0.00	0	0.00	1	0.18	0	0.00	0.00
5	IDBI	3	27.67	3	27.67	86	417.23	27	108.48	26.00
6	INDUS	0	0.00	0	0.00	0	0.00	0	0.00	0.00
7	YES	0	0.00	0	0.00	0	0.00	0	0.00	0.00
Priv	Total	10	36.10	10	27.77	135	514.33	75	205.40	39.94
1	SSFB	0	0.00	0	0.00	0	0.00	0	0.00	0.00
Small FB	Total	0	0.00	0	0.00	0	0.00	0	0.00	0.00
1	MRB	0	0.00	0	0.00	0	0.00	0	0.00	0.00
RRB	Total	0	0.00	0	0.00	0	0.00	0	0.00	0.00
1	MSCB	0	0.00	0	0.00	0	0.00	0	0.00	0.00
Grand	Total	313	1646.91	1065	3585.16	6181	17051.56	3175	6819.67	39.99

District-wise progress under PMEGP report of Manipur during the FY 2025-2026 & O/S as on date 31.12.2025

(Amount in Rs.Lakhs)

Sl No.	DistrictName	CY SANCTION A/C No.	CY SANCTION Amt.	CY DISBURSED A/C No.	CY DISBURSED Amt.	PMEGP O/S No.	PMEGP O/S Amt.	PMEGP NPA No.	PMEGP NPA Amt.	PMEGP NPA Amt. %
1	BISHNUPUR	35	176.46	91	268.32	674	1361.92	387	668.33	49.07
2	CHANDEL	19	42.92	99	236.65	300	548.17	129	216.71	39.53
3	CHURACHANDPUR	19	175.99	51	207.80	417	1201.13	230	397.88	33.13
4	IMPHALEAST	35	146.00	104	348.93	854	2649.11	378	815.23	30.77
5	IMPHALWEST	111	588.12	329	1298.26	1717	6231.36	895	2692.49	43.21
6	JIRIBAM	0	0.00	1	2.08	11	24.75	6	10.70	43.23
7	KAKCHING	5	12.39	58	149.89	250	493.62	129	218.39	44.24
8	KAMJONG	5	45.92	10	50.88	24	71.74	14	20.87	29.09
9	KANGPOKPI	2	21.43	28	90.28	212	573.96	121	280.08	48.80
10	NONEY	4	8.47	6	12.06	42	86.48	13	20.72	23.96
11	PHERZAWL	0	0.00	0	0.00	0	0.00	0	0.00	0.00
12	SENAPATI	8	63.35	155	416.60	552	1255.58	300	535.32	42.64
13	TAMENGLONG	6	22.99	8	25.01	177	283.62	109	167.11	58.92
14	TENGNUUPAL	1	5.51	10	22.61	77	158.10	49	99.24	62.77
15	THOUBAL	47	199.07	83	272.42	570	1512.27	260	472.56	31.25
16	UKHRUL	16	138.29	32	183.37	304	599.75	155	204.04	34.02
Grand Total		313	1646.91	1065	3585.16	6181	17051.56	3175	6819.67	39.99

**Bankwise Progress under EDUCATION LOAN Report of Manipur during the FY-2025-2026
& O/S as on date 31.12.2025**

(Rs. In Lakhs)

Sl No.	Bank Name	Sanctioned No	of which girl student Sanctioned No	Sanctioned Amt	of which girl student Sanctioned Amt	Disb. Number	of which girl student Disb No	Disb. Amt	of which girl student Disb Amt	OS No	of which girl student OS No	OS amt	of which girl student OS Amt
1	BOB	59	34	412.08	181.36	134	81	384.45	218.80	240	139	1896.56	1325.44
2	BOI	8	1	71.07	4.67	21	7	44.93	7.00	37	12	151.73	60.78
3	BOM	10	5	50.97	25.28	12	8	11.99	10.46	32	20	189.40	97.50
4	CAN	68	26	277.86	120.26	152	49	511.34	187.64	223	88	1183.33	563.68
5	CBI	14	7	67.04	28.86	14	18	28.03	19.57	35	14	100.52	33.77
6	IND	3	2	20.92	17.93	5	2	7.60	5.82	25	12	117.41	69.46
7	IOB	0	0	0.00	0.00	0	0	0.00	0.00	7	3	79.37	41.13
8	PNB	16	10	87.14	69.75	22	10	67.32	34.28	100	42	526.23	231.67
9	PSB	7	5	42.13	15.28	7	5	12.87	7.93	18	12	54.76	26.32
10	SBI	213	124	881.48	502.43	394	241	1236.18	746.39	754	430	4201.73	2467.60
11	UCO	7	4	31.39	19.98	10	6	13.46	8.08	24	14	90.36	36.95
12	UNI	2	1	46.00	40.00	2	1	14.25	12.25	13	7	247.15	120.37
Public	Total	407	219	1988.08	1025.80	773	428	2332.42	1258.22	1508	793	8838.55	5074.67
1	AXIS	47	13	183.54	48.95	0	0	0.00	0.00	47	13	147.50	37.79
2	BAND	0	0	0.00	0.00	0	0	0.00	0.00	0	0	0.00	0.00
3	HDFC	0	0	0.00	0.00	0	0	0.00	0.00	4	0	9.73	0.00
4	ICICI	2	2	50.93	50.93	2	2	10.92	10.92	13	6	90.14	74.66
5	IDBI	0	0	0.00	0.00	4	4	6.78	6.78	38	34	107.13	82.07
6	INDUS	0	0	0.00	0.00	0	0	0.00	0.00	0	0	0.00	0.00
7	YES	0	0	0.00	0.00	0	0	0.00	0.00	0	0	0.00	0.00
Private	Total	49	15	234.47	99.88	6	6	17.70	17.70	102	53	354.50	194.52
1	SSFB	0	0	0.00	0.00	0	0	0.00	0.00	0	0	0.00	0.00
Small FB	Total	0	0	0.00	0.00	0	0	0.00	0.00	0	0	0.00	0.00
1	MRB	1	1	2.30	2.30	1	1	2.30	2.30	22	11	59.30	34.90
RRB	Total	1	1	2.30	2.30	1	1	2.30	2.30	22	11	59.30	34.90
1	MSCB	0	0	0.00	0.00	0	0	0.00	0.00	1	1	0.06	0.06
Grand	Total	457	235	2224.85	1127.98	780	435	2352.42	1278.22	1633	858	9252.41	5304.15

District wise Progress under EDUCATION LOAN report of Manipur during the FY 2025-2026 & O/S as on date 31.12.2025

(Amount in Rs.Lakhs)

Sl No.	District Name	Sanctioned No	of which girl student Sanctioned No	Sanctioned Amt	of which girl student Sanctioned Amt	Disb. Number	of which girl student Disb No	Disb. Amt	of which girl student Disb Amt	OS No	of which girl student OS No	OS amt	of which girl student OS Amt
1	BISHNUPUR	21	10	70.36	36.54	20	14	22.98	16.55	48	20	170.13	81.96
2	CHANDEL	8	7	12.54	11.54	13	9	21.00	15.16	19	14	47.04	24.71
3	CHURACHANDPUR	49	40	111.05	91.22	77	67	138.15	123.29	132	105	337.11	264.38
4	IMPHALEAST	65	34	285.36	122.59	88	50	238.13	115.17	214	117	1006.68	588.63
5	IMPHALWEST	224	103	1335.42	665.83	457	231	1543.92	786.77	945	463	6581.09	3718.46
6	JIRIBAM	0	0	0.00	0.00	0	0	0.00	0.00	1	1	0.38	0.38
7	KAKCHING	16	8	101.14	74.51	17	7	97.25	69.22	41	18	160.34	103.71
8	KAMJONG	0	0	0.00	0.00	0	0	0.00	0.00	0	0	0.00	0.00
9	KANGPOKPI	8	6	15.34	11.43	15	12	31.42	24.10	27	19	165.31	127.40
10	NONEY	7	5	19.15	13.65	9	6	13.96	10.01	11	8	20.85	15.62
11	PHERZAWL	0	0	0.00	0.00	0	0	0.00	0.00	0	0	0.00	0.00
12	SENAPATI	12	7	49.93	35.10	20	13	56.93	42.70	64	36	263.99	129.86
13	TAMENGLONG	2	1	2.98	2.09	2	1	2.98	2.09	11	8	21.22	16.27
14	TENGNUPAL	6	2	10.31	1.90	5	2	7.61	1.91	9	3	31.43	16.37
15	THOUBAL	37	10	208.24	58.55	51	17	171.85	65.01	98	36	416.21	188.65
16	UKHRUL	2	2	3.03	3.03	6	6	6.24	6.24	13	10	30.63	27.75
Grand Total		457	235	2224.85	1127.98	780	435	2352.42	1278.22	1633	858	9252.41	5304.15

**Bankwise Financing under Overall, Rural & PMAY housing Report of Manipur during the FY-
2025-2026 & O/S as on date 31.12.2025**

(Amount in Rs.Lakhs)

SI No.	Bank Name	Housing Loan (PS) O/S No	Housing Loan (PS) O/S Amount	Housing Loan (NPS) O/S No	Housing Loan (NPS) O/S Amount	Rural Housing Loan O/S No	Rural Housing Loan O/S Amount	Housing Loan Eligible under PMAY O/S No	Housing Loan Eligible under PMAY O/S Amount	Current Year Disbursed under PMAY No	Current Year Disbursed under PMAY Amount	PMAY O/S No	PMAY O/S Amount
1	BOB	199	2196.69	638	19286.72	0	0	0	0	0	0	0	0
2	BOI	322	4748.14	71	2415.06	0	0	0	0	0	0	0	0
3	BOM	63	1140.8	79	3023	49	114.92	0	0	0	0	0	0
4	CAN	110	1502.8	78	2356.54	56	991.31	5	70.69	0	0	5	70.69
5	CBI	35	313.92	0	0	0	0	0	0	0	0	0	0
6	IND	36	617.78	223	6482.73	73	2048.17	1	10	0	0	1	5.58
7	IOB	56	804.59	64	1863.62	0	0	0	0	0	0	0	0
8	PNB	1028	12212.72	372	8142.79	0	0	0	0	0	0	0	0
9	PSB	187	1934.28	0	0	0	0	170	1898.34	0	0	170	1898.73
10	SBI	3841	63389.5	0	0	0	0	14	266.37	0	0	14	266.37
11	UCO	389	3743.92	240	6669.25	0	0	0	0	0	0	0	0
12	UNI	7	46.69	27	821.12	0	0	0	0	0	0	0	0
Public	Total	6273	92651.83	1792	51060.83	178	3154.4	190	2245.4	0	0	190	2241.37
1	AXIS	6	66.49	21	812.7	0	0	0	0	0	0	0	0
2	BAND	0	0	0	0	0	0	0	0	0	0	0	0
3	HDFC	674	774.89	10	118.84	39	41.05	0	0	0	0	0	0
4	ICICI	35	555.45	558	16641.66	0	0	0	0	0	0	0	0
5	IDBI	104	1474.71	118	2542.85	126	1674.04	0	0	0	0	0	0
6	INDUS	0	0	0	0	0	0	0	0	0	0	0	0
7	YES	0	0	0	0	0	0	0	0	0	0	0	0
Private	Total	819	2871.54	707	20116.05	165	1715.09	0	0	0	0	0	0
1	SSFB	0	0	0	0	0	0	0	0	0	0	0	0
Small FB	Total	0	0	0	0	0	0	0	0	0	0	0	0
1	MRB	193	3934.28	101	4213.98	92	2405.31	0	0	0	0	0	0
RRB	Total	193	3934.28	101	4213.98	92	2405.31	0	0	0	0	0	0
1	MSCB	138	2114.08	0	0	0	0	0	0	0	0	0	0
Grand	Total	7423	101571.73	2600	75390.86	435	7274.8	190	2245.4	0	0	190	2241.37

District wise Financing under Overall, Rural & PMAY housing report of Manipur during the FY 2025-2026 & O/S as on date 31.12.2025

(Amount in Rs.Lakhs)

Sl No.	District Name	Housing Loan (PS) O/S No	Housing Loan (PS) O/S Amount	Housing Loan (NPS) O/S No	Housing Loan (NPS) O/S Amount	Rural Housing Loan O/S No	Rural Housing Loan O/S Amount	Housing Loan Eligible under PMAY O/S No	Housing Loan Eligible under PMAY O/S Amount	Current Year Disbursed under PMAY No	Current Year Disbursed under PMAY Amount	PMAY O/S No	PMAY O/S Amount
1	BISHNUPUR	246	2281.21	155	4026.96	3	84.79	0	0	0	0	0	0
2	CHANDEL	176	2895.02	4	106.4	0	0	0	0	0	0	0	0
3	CHURACHANDPUR	1468	23580.71	195	5114.14	119	1788.83	2	24.38	0	0	2	24.38
4	IMPHALEAST	1535	20860.98	422	11295.95	155	2828.79	101	1034.66	0	0	101	1034.31
5	IMPHALWEST	1977	23966.66	1485	45431.24	117	1491.9	69	819.81	0	0	69	815.38
6	JIRIBAM	6	77.62	6	112.5	0	0	0	0	0	0	0	0
7	KAKCHING	119	1736.36	88	2716.9	0	0	0	0	0	0	0	0
8	KAMJONG	0	0	0	0	0	0	0	0	0	0	0	0
9	KANGPOKPI	311	4464.33	31	848.75	8	261.28	0	0	0	0	0	0
10	NONEY	2	60.71	0	0	2	60.71	0	0	0	0	0	0
11	PHERZAWL	0	0	0	0	0	0	0	0	0	0	0	0
12	SENAPATI	655	11100.7	10	163.99	1	0.93	0	0	0	0	0	0
13	TAMENGLONG	11	166.76	6	82.1	0	0	0	0	0	0	0	0
14	TENGNUPAL	113	1835.57	7	149.52	1	27.48	0	0	0	0	0	0
15	THOUBAL	800	8516.62	189	5323.12	29	730.09	18	366.55	0	0	18	367.3
16	UKHRUL	4	28.48	2	19.29	0	0	0	0	0	0	0	0
Grand Total		7423	101571.7	2600	75390.86	435	7274.8	190	2245.4	0	0	190	2241.37

Bankwise Priority Sector LOAN TO WEAKER SECTION O/S Report of Manipur as on date 31.12.2025

(Amount in Rs. Lakhs)

Sl No.	Bank Name	Small and Marginal Farmers No	Small and Marginal Farmers Amt	Schedule d Castes No	Schedule d Castes Amt	Schedule d Tribes No	Schedule d Tribes Amt	DRI scheme No	DRI scheme Amt	Self Help Groups No	Self Help Groups Amt	women beneficia ries No	women beneficia ries Amt	Minority communi ties No	Minority communi ties Amt	PMJDY No	PMJDY Amt	Others No	Others Amt	Tot Weaker Sec O/S No.	Tot Weaker Sec O/S Amt.
1	BOB	1742	4449.56	249	1547.65	2442	12060.73	0	0.00	302	414.23	1430	789.29	907	5561.17	12	0.32	0	0.00	7084	24822.95
2	BOI	8175	27843.16	11	60.89	183	760.30	0	0.00	0	0.00	219	62.98	42	310.14	1	159.38	111	108.27	8742	29305.12
3	BOM	64	139.39	21	100.21	78	516.46	0	0.00	0	0.00	175	315.87	15	122.96	25	2.25	5	15.05	383	1212.19
4	CAN	1489	2666.43	42	156.51	1301	3441.70	29	3.31	128	268.04	703	383.50	1772	7627.37	517	0.09	185	575.50	6166	15122.45
5	CBI	519	660.00	16	80.50	11	45.54	0	0.00	181	617.44	167	77.01	18	54.56	0	0.00	68	65.80	980	1600.85
6	IND	453	354.50	53	707.80	91	249.92	0	0.00	0	0.00	129	82.48	21	101.92	0	0.00	65	57.15	812	1553.77
7	IOB	368	526.82	1	1.49	26	60.42	0	0.00	32	31.96	26	17.64	36	75.11	0	0.00	471	632.53	960	1345.97
8	PNB	21455	64214.39	4	2.60	65	48.04	0	0.00	0	0.00	18	16.32	2	2.62	0	0.00	55	177.47	21599	64461.44
9	PSB	53	60.21	103	103.75	347	1364.59	0	0.00	0	0.00	97	84.21	20	208.34	0	0.00	69	70.51	689	1891.61
10	SBI	11055	16658.53	1219	3215.94	289	2203.95	0	0.00	165	642.04	3150	1239.29	9467	35521.40	5	0.35	3389	4468.53	28739	63950.03
11	UCO	3177	3110.20	210	469.82	1350	3106.79	0	0.00	0	0.00	745	212.11	52	312.15	0	0.00	461	582.28	5995	7793.35
12	UNI	48	129.69	5	77.82	175	1422.22	0	0.00	8	8.84	54	21.21	192	1512.90	2	0.01	157	1332.74	641	4505.43
Pub	Total	48598	120812.88	1934	6524.98	6358	25280.66	29	3.31	816	1982.55	6913	3301.91	12544	51410.64	562	162.40	5036	8085.83	82790	217565.16
1	AXIS	202	396.95	8	47.45	43	141.95	0	0.00	0	0.00	21	3.91	66	470.64	0	0.00	5	5.32	345	1066.22
2	BAND	35	13.16	1	0.22	0	0.00	0	0.00	0	0.00	133	30.22	0	0.00	0	0.00	0	0.00	169	43.60
3	HDFC	852	3227.62	28	193.71	60	255.14	0	0.00	0	0.00	6883	1102.12	82	496.24	0	0.00	128	101.25	8033	5376.08
4	ICICI	3662	9207.72	9	317.30	11	229.56	0	0.00	0	0.00	50	2.60	16	1107.40	0	0.00	1	1.00	3749	10865.58
5	IDBI	76	340.55	0	0.00	6	56.88	0	0.00	3	9.63	6	1.01	210	1555.43	0	0.00	53	283.66	354	2247.16
6	INDUS	0	0.00	0	0.00	0	0.00	0	0.00	0	0.00	0	0.00	0	0.00	0	0.00	0	0.00	0	0.00
7	YES	0	0.00	0	0.00	0	0.00	0	0.00	0	0.00	0	0.00	0	0.00	0	0.00	0	0.00	0	0.00
Priv	Total	4827	13186.00	46	558.68	120	683.53	0	0.00	3	9.63	7093	1139.86	374	3629.71	0	0.00	187	391.23	12650	19598.64
1	SSFB	0	0.00	0	0.00	0	0.00	0	0.00	0	0.00	0	0.00	0	0.00	0	0.00	321	260.43	321	260.43
Small FB	Total	0	0.00	0	0.00	0	0.00	0	0.00	0	0.00	0	0.00	0	0.00	0	0.00	321	260.43	321	260.43
1	MRB	16968	12997.91	410	541.86	2223	2449.51	0	0.00	2902	3722.65	10784	4289.23	4158	3794.71	82	2.59	0	0.00	37527	27798.46
RRB	Total	16968	12997.91	410	541.86	2223	2449.51	0	0.00	2902	3722.65	10784	4289.23	4158	3794.71	82	2.59	0	0.00	37527	27798.46
1	MSCB	2306	2740.63	1149	1823.39	1293	1411.59	0	0.00	666	595.49	1540	821.24	398	887.96	0	0.00	1267	883.43	8619	9163.73
Grand	Total	72699	149737.42	3539	9448.91	9994	29825.29	29	3.31	4387	6310.32	26330	9552.24	17474	59723.02	644	164.99	6811	9620.92	141907	274386.42

Districtwise Priority Sector LOAN TO WEAKER SECTION O/S Report of Manipur as on date 31.12.2025

(Amount in Rs. Lakhs)

Sl No.	District Name	Small and Marginal Farmers No	Small and Marginal Farmers Amt	Schedule d Castes No	Schedule d Castes Amt	Schedule d Tribes No	Schedule d Tribes Amt	DRI scheme No	DRI scheme Amt	Self Help Groups No	Self Help Groups Amt	women beneficia ries No	women beneficia ries Amt	Minority communi ties No	Minority communi ties Amt	PMJDY No	PMJDY Amt	Others No	Others Amt	Tot Weaker Sec O/S No.	Tot Weaker Sec O/S Amt.
1	BISHNUPUR	10412	13221.72	677	1179.02	72	265.42	0	0.00	523	474.19	3838	1591.31	661	902.35	20	0.56	1385	1623.64	17588	19258.21
2	CHANDEL	410	400.75	3	2.21	295	476.18	0	0.00	0	0.00	112	38.76	605	1602.13	0	0.00	107	126.98	1532	2647.01
3	CHURACHANDPUR	5451	16283.24	39	300.35	2756	8689.93	0	0.00	294	476.72	851	409.97	4630	18747.59	242	0.00	342	474.69	14605	45382.49
4	IMPHALEAST	9349	16802.68	188	504.90	743	3318.76	1	0.05	882	1300.44	7032	2127.14	870	3310.46	50	0.03	840	949.52	19955	28313.98
5	IMPHALWEST	24897	48149.52	655	2153.78	1724	8452.50	4	0.47	897	1217.09	7588	2937.13	1440	10621.44	165	2.60	2041	3420.10	39411	76954.63
6	JIRIBAM	269	460.38	10	18.47	0	0.00	0	0.00	36	41.66	19	3.81	17	59.77	0	0.00	12	18.67	363	602.76
7	KAKCHING	3251	6599.76	1627	4281.18	132	197.52	0	0.00	307	321.45	778	283.75	120	352.74	0	0.00	355	421.35	6570	12457.75
8	KAMJONG	23	24.89	0	0.00	12	3.92	0	0.00	0	0.00	23	8.42	72	115.20	0	0.00	1	1.76	131	154.19
9	KANGPOKPI	958	2540.36	57	306.43	682	1788.67	0	0.00	94	152.05	273	128.68	1536	5463.62	1	0.01	327	489.32	3928	10869.14
10	NONEY	741	1878.81	5	6.30	766	934.89	1	0.15	101	111.96	244	110.54	853	1281.62	1	0.00	22	30.24	2734	4354.51
11	PERZAWL	0	0.00	0	0.00	0	0.00	0	0.00	0	0.00	0	0.00	0	0.00	0	0.00	0	0.00	0	0.00
12	SENPATI	3064	5755.11	1	6.29	431	1514.00	0	0.00	139	662.99	677	362.19	2872	9922.53	0	0.00	263	408.90	7447	18632.01
13	TAMENGLONG	1765	9641.52	0	0.00	280	760.90	11	0.81	11	11.99	66	20.83	454	1475.10	4	0.00	26	25.69	2617	11936.84
14	TENGNUPAL	876	1750.64	23	70.26	940	1216.74	0	0.00	105	108.54	362	195.08	861	1312.80	4	0.11	83	182.35	3254	4836.52
15	THOUBAL	8725	16404.12	252	602.97	112	184.44	12	1.83	897	1318.39	4198	1196.88	1882	2790.27	157	161.68	875	1055.56	17110	23716.14
16	UKHRUL	2508	9823.92	2	16.75	1049	2021.42	0	0.00	101	112.85	269	137.75	601	1765.40	0	0.00	132	392.15	4662	14270.24
Grand Total		72699	149737.42	3539	9448.91	9994	29825.29	29	3.31	4387	6310.32	26330	9552.24	17474	59723.02	644	164.99	6811	9620.92	141907	274386.42

**Bankwise Progress under Finance to SC/ST Report of Manipur
during the FY-2025-2026 & O/S as on date 31.12.2025**

(Amount in Rs. Lakhs)

SI No.	Bank Name	SC Disb No.	SC Disb Amt.	SC O/S No.	SC O/S Amt.	ST Disb No.	ST Disb Amt.	ST O/S No.	ST O/S Amt.
1	BOB	114	473.95	269	1652.05	425	2369.24	2436	12196.83
2	BOI	17	78.21	62	257.99	108	766.61	700	4509.30
3	BOM	3	5.98	22	109.44	7	70.00	80	542.01
4	CAN	21	69.03	77	351.27	162	1022.77	1627	6955.71
5	CBI	16	145.26	31	182.45	95	241.67	291	829.60
6	IND	56	708.51	204	1868.71	42	173.07	424	1435.55
7	IOB	0	0.00	4	8.56	5	17.35	80	395.88
8	PNB	29	319.71	931	3956.11	594	5577.21	14874	55571.04
9	PSB	24	16.71	294	294.21	17	24.09	401	1460.33
10	SBI	1180	6845.98	3158	14136.02	430	3966.48	1270	8709.25
11	UCO	30	64.85	344	891.68	204	628.04	3158	7947.59
12	UNI	3	14.36	17	144.17	41	328.13	185	1471.40
Pub	Total	1493	8742.55	5413	23852.66	2130	15184.66	25526	102024.49
1	AXIS	3	8.42	42	115.97	9	50.49	256	827.68
2	BAND	0	0.00	2	0.22	0	0.00	0	0.00
3	HDFC	1	20.14	28	193.71	0	1.92	60	255.14
4	ICICI	66	488.20	160	644.03	29	297.17	285	2494.28
5	IDBI	0	0.00	125	62.49	45	275.77	1426	5449.56
6	INDUS	0	0.00	0	0.00	0	0.00	0	0.00
7	YES	0	0.00	0	0.00	0	0.00	0	0.00
Priv	Total	70	516.76	357	1016.42	83	625.35	2027	9026.66
1	SSFB	0	0.00	24	13.05	0	0.00	66	88.35
Small FB	Total	0	0.00	24	13.05	0	0.00	66	88.35
1	MRB	60	38.66	410	541.86	31	36.02	2223	2449.51
RRB	Total	60	38.66	410	541.86	31	36.02	2223	2449.51
1	MSCB	138	222.48	1306	2014.73	41	103.05	1410	1517.61
Grand	Total	1761	9520.45	7510	27438.72	2285	15949.08	31252	115106.62

Districtwise Progress under Finance to SC/ST Report of Manipur during the FY 2025-2026 & O/S as on date 31.12.2025

(Amount in Rs.Lakhs)

Sl No.	District Name	SC Disb No	SC Disb Amt	SC O/S No	SC O/S Amt	ST Disb No	ST Disb Amt	ST O/S No	ST O/S Amt
1	BISHNUPUR	433	1359.65	1283	3092.58	29	187.90	382	1864.05
2	CHANDEL	9	91.05	27	123.16	61	215.79	536	1236.21
3	CHURACHANDPUR	38	464.53	158	687.98	645	4595.28	6382	30834.48
4	IMPHALEAST	137	770.90	538	1754.08	92	702.93	1218	7034.49
5	IMPHALWEST	413	2559.06	1870	7039.13	452	3669.24	11111	30238.69
6	JIRIBAM	7	58.65	48	292.78	2	11.80	80	229.27
7	KAKCHING	578	3359.57	2939	11815.40	46	364.80	421	1913.50
8	KAMJONG	6	55.18	11	69.88	4	48.71	22	59.74
9	KANGPOKPI	13	83.24	92	470.46	150	1140.57	1193	4799.76
10	NONEY	5	53.84	16	85.59	68	382.45	926	2506.49
11	PHERZAWL	0	0.00	0	0.00	0	0.00	0	0.00
12	SENAPATI	9	130.00	42	214.33	261	1201.06	2292	7928.17
13	TAMENGLONG	0	0.00	3	22.17	78	793.72	1908	10643.30
14	TENGNOUNPAL	23	182.54	70	362.67	104	581.19	1320	2700.24
15	THOUBAL	80	247.57	384	1226.45	32	150.72	239	1056.90
16	UKHRUL	10	104.67	29	182.06	261	1902.92	3222	12061.33
Grand Total		1761	9520.45	7510	27438.72	2285	15949.08	31252	115106.62

**Bankwise Progress under Loans disbursement to MINORITY COMMUNITIES
Report of Manipur during the FY-2025-2026 upto 31.12.2025**

(Amount in Rs. Lakhs)

SI No.	Bank Name	CHRISTIANS		MUSLIMS		BUDDHISTS		SIKHS		ZORASTRIAN		JAINS		Tot Minority Disb	
		No	Amt	No	Amt	No	Amt	No	Amt	No	Amt	No	Amt	No	Amt
1	BOB	428	2495.17	144	972.37	1	0.70	2	10.65	3	3.23	1	2.00	579	3484.12
2	BOI	256	2178.64	174	280.09	0	0.00	11	29.48	0	0.00	3	4.41	444	2492.62
3	BOM	10	119.42	4	36.56	0	0.00	0	0.00	0	0.00	0	0.00	14	155.98
4	CAN	214	892.06	59	102.33	7	18.12	9	34.37	0	0.00	5	2.92	294	1049.80
5	CBI	1	0.50	232	1034.84	1	0.45	1	9.40	1	1.35	2	19.30	238	1065.84
6	IND	138	530.58	32	129.79	0	0.00	0	0.00	0	0.00	0	0.00	170	660.37
7	IOB	8	21.00	6	11.70	0	0.00	0	0.00	0	0.00	0	0.00	14	32.70
8	PNB	1692	16262.17	189	1448.38	0	0.00	0	0.00	0	0.00	0	0.00	1881	17710.55
9	PSB	27	20.85	0	0.00	0	0.00	0	0.00	0	0.00	0	0.00	27	20.85
10	SBI	12812	91451.38	1786	14095.62	20	258.81	36	439.67	1	9.82	2	20.92	14657	106276.22
11	UCO	472	1525.55	19	118.80	1	5.20	5	40.35	0	0.00	0	0.00	497	1689.90
12	UNI	110	778.02	12	90.20	0	0.00	1	0.63	0	0.00	0	0.00	123	868.85
Pub	Total	16168	116275.34	2657	18320.68	30	283.28	65	564.55	5	14.40	13	49.55	18938	135507.80
1	AXIS	134	729.82	120	472.40	0	0.00	44	137.28	0	0.00	4	22.28	302	1361.78
2	BAND	14	37.82	39	66.21	0	0.00	0	0.00	0	0.00	0	0.00	53	104.03
3	HDFC	7	72.34	37	315.93	0	0.00	0	0.00	0	0.00	2	95.00	46	483.27
4	ICICI	86	742.63	200	985.08	2	26.26	3	9.50	0	0.00	3	560.00	294	2323.47
5	IDBI	121	734.77	8	39.04	0	0.00	1	3.75	0	0.00	0	0.00	130	777.56
6	INDUS	0	0.00	0	0.00	0	0.00	0	0.00	0	0.00	0	0.00	0	0.00
7	YES	0	0.00	0	0.00	0	0.00	0	0.00	0	0.00	0	0.00	0	0.00
Priv	Total	362	2317.38	404	1878.66	2	26.26	48	150.53	0	0.00	9	677.28	825	5050.11
1	SSFB	0	0.00	0	0.00	0	0.00	0	0.00	0	0.00	0	0.00	0	0.00
Small FB	Total	0	0.00	0	0.00	0	0.00	0	0.00	0	0.00	0	0.00	0	0.00
1	MRB	398	657.03	819	454.81	0	0.00	0	0.00	0	0.00	0	0.00	1217	1111.84
RRB	Total	398	657.03	819	454.81	0	0.00	0	0.00	0	0.00	0	0.00	1217	1111.84
1	MSCB	59	134.08	50	128.61	0	0.00	0	0.00	0	0.00	0	0.00	109	262.69
Grand	Total	16987	119383.83	3930	20782.76	32	309.54	113	715.08	5	14.40	22	726.83	21089	141932.44

District wise Loans Disbursement to MINORITY COMMUNITIES report of Manipur during the FY 2025-2026 upto 31.12.2025

(Amount in Rs.Lakhs)

Sl No.	Bank Name	CHRISTIANS		MUSLIMS		BUDDHISTS		SIKHS		ZORASTRIANS		JAINS		Tot Minority Disb	
		No	Amt	No	Amt	No	Amt	No	Amt	No	Amt	No	Amt	No	Amt
1	BISHNUPUR	126	840.81	253	403.20	0	0.00	13	67.48	0	0.00	1	2.11	393	1313.60
2	CHANDEL	1146	7855.08	11	113.54	0	0.00	2	22.50	0	0.00	0	0.00	1159	7991.12
3	CHURACHANDPUR	5591	40179.49	172	809.21	5	48.96	2	65.00	1	9.82	0	0.00	5771	41112.48
4	IMPHALEAST	506	4428.06	501	3344.98	3	47.00	16	101.55	3	3.23	2	2.30	1031	7927.12
5	IMPHALWEST	1617	14417.52	1214	9208.15	6	15.47	36	146.28	0	0.00	18	714.42	2891	24501.84
6	JIRIBAM	12	101.64	21	106.40	0	0.00	0	0.00	0	0.00	0	0.00	33	208.04
7	KAKCHING	158	1168.85	92	455.62	1	14.00	27	112.11	0	0.00	0	0.00	278	1750.58
8	KAMJONG	79	449.96	1	11.97	1	14.00	0	0.00	0	0.00	0	0.00	81	475.93
9	KANGPOKPI	1986	13410.62	19	155.78	2	2.92	3	21.81	0	0.00	1	8.00	2011	13599.13
10	NONEY	263	1825.28	2	10.57	1	20.00	0	0.00	0	0.00	0	0.00	266	1855.85
11	PHERZAWL	0	0.00	0	0.00	0	0.00	0	0.00	0	0.00	0	0.00	0	0.00
12	SENAPATI	3049	16578.30	89	296.40	4	49.99	2	37.78	1	1.35	0	0.00	3145	16963.82
13	TAMENGLONG	297	3157.18	1	20.00	1	7.00	1	15.47	0	0.00	0	0.00	300	3199.65
14	TENGNOUNPAL	559	3786.66	76	743.03	2	26.64	3	26.70	0	0.00	0	0.00	640	4583.03
15	THOUBAL	121	652.47	1470	4999.48	2	8.00	6	80.40	0	0.00	0	0.00	1599	5740.35
16	UKHRUL	1477	10531.91	8	104.43	4	55.56	2	18.00	0	0.00	0	0.00	1491	10709.90
Grand Total		16987	119383.83	3930	20782.76	32	309.54	113	715.08	5	14.40	22	726.83	21089	141932.44

**Bankwise Progress under Loans outstanding to MINORITY COMMUNITIES Report of Manipur as on date
31.12.2025**

(Amount in Rs. Lakhs)

SI No.	Bank Name	CHRISTIANS		MUSLIMS		BUDDHISTS		SIKHS		ZORASTRIANS		JAINS		Tot Minority Disb	
		No	Amt	No	Amt	No	Amt	No	Amt	No	Amt	No	Amt	No	Amt
1	BOB	205	1828.82	689	3757.96	4	24.45	2	1.54	1	2.95	0	0.00	901	5615.72
2	BOI	695	4548.78	314	1372.67	0	0.00	16	37.22	0	0.00	3	4.64	1028	5963.31
3	BOM	51	420.33	18	153.60	0	0.00	0	0.00	0	0.00	0	0.00	69	573.93
4	CAN	1467	6817.07	205	390.41	12	83.80	83	328.61	0	0.00	5	7.48	1772	7627.37
5	CBI	6	19.74	1497	4070.59	1	0.31	1	8.92	1	1.35	2	15.25	1508	4116.16
6	IND	488	1939.58	63	341.31	0	0.00	0	0.00	0	0.00	0	0.00	551	2280.89
7	IOB	97	501.09	24	70.03	0	0.00	0	0.00	0	0.00	2	7.06	123	578.18
8	PNB	15042	57408.25	1364	6158.84	2	2.77	0	0.00	0	0.00	1	2.73	16409	63572.59
9	PSB	401	1328.32	18	27.91	0	0.00	3	5.31	0	0.00	5	11.55	427	1373.09
10	SBI	40746	221845.62	6736	34327.88	56	561.65	110	680.88	3	31.23	6	14.49	47657	257461.75
11	UCO	3415	7939.97	159	614.51	1	5.06	26	108.96	0	0.00	0	0.00	3601	8668.50
12	UNI	214	1739.10	30	179.98	0	0.00	3	60.55	0	0.00	0	0.00	247	1979.63
Pub	Total	62827	306336.67	11117	51465.69	76	678.04	244	1231.99	5	35.53	24	63.20	74293	359811.12
1	AXIS	485	1992.58	367	1035.00	2	3.05	112	330.17	0	0.00	10	75.82	976	3436.62
2	BAND	32	46.24	58	78.50	0	0.00	0	0.00	0	0.00	0	0.00	90	124.74
3	HDFC	266	224.61	872	489.51	0	0.00	4	1.72	0	0.00	2	99.49	1144	815.33
4	ICICI	314	2463.31	236	1934.87	24	369.37	8	39.05	0	0.00	3	330.49	585	5137.09
5	IDBI	1439	5317.13	21	134.44	0	0.00	1	8.18	0	0.00	0	0.00	1461	5459.75
6	INDUS	0	0.00	0	0.00	0	0.00	0	0.00	0	0.00	0	0.00	0	0.00
7	YES	0	0.00	0	0.00	0	0.00	0	0.00	0	0.00	0	0.00	0	0.00
Priv	Total	2536	10043.87	1554	3672.32	26	372.42	125	379.12	0	0.00	15	505.80	4256	14973.53
1	SSFB	74	91.88	11	11.58	0	0.00	0	0.00	0	0.00	1	0.01	86	103.47
Small FB	Total	74	91.88	11	11.58	0	0.00	0	0.00	0	0.00	1	0.01	86	103.47
1	MRB	2230	2480.48	1928	1314.23	0	0.00	0	0.00	0	0.00	0	0.00	4158	3794.71
RRB	Total	2230	2480.48	1928	1314.23	0	0.00	0	0.00	0	0.00	0	0.00	4158	3794.71
1	MSCB	1612	1844.70	205	330.27	0	0.00	0	0.00	0	0.00	0	0.00	1817	2174.97
Grand	Total	69279	320797.60	14815	56794.09	102	1050.46	369	1611.11	5	35.53	40	569.01	84610	380857.80

District wise Loans Outstandings to MINORITY COMMUNITIES report of Manipur as on date 31.12.2025

(Amount in Rs. Lakhs)

Sl No.	Bank Name	CHRISTIANS		MUSLIMS		BUDDHISTS		SIKHS		ZORASTRIAN		JAINS		Tot Minority	
		No	Amt	No	Amt	No	Amt	No	Amt	No	Amt	No	Amt	No	Amt
1	BISHNUPUR	692	3111.55	665	1145.62	6	80.98	41	154.40	0	0.00	1	2.22	1405	4494.77
2	CHANDEL	4364	20696.29	24	143.36	2	12.76	1	15.06	0	0.00	0	0.00	4391	20867.47
3	CHURACHANDPUR	17468	94204.68	933	4121.99	18	250.63	6	74.26	1	9.47	0	0.00	18426	98661.03
4	IMPHALEAST	2487	13561.21	2365	8146.94	10	97.87	62	303.75	0	0.00	8	13.98	4932	22123.75
5	IMPHALWEST	15357	53766.01	5423	25343.50	28	204.64	140	597.19	1	2.95	27	540.31	20976	80454.60
6	JIRIBAM	125	524.04	120	333.40	1	6.08	3	3.31	0	0.00	0	0.00	249	866.83
7	KAKCHING	734	3419.05	272	1288.91	3	18.20	53	148.35	0	0.00	0	0.00	1062	4874.51
8	KAMJONG	248	844.19	6	32.22	1	13.74	0	0.00	0	0.00	1	0.00	256	890.15
9	KANGPOKPI	6093	30680.19	206	852.57	4	11.79	12	47.17	0	0.00	2	8.01	6317	31599.73
10	NONEY	1259	4053.75	5	6.72	1	19.40	1	1.25	0	0.00	0	0.00	1266	4081.12
11	PHERZAWL	0	0.00	0	0.00	0	0.00	0	0.00	0	0.00	0	0.00	0	0.00
12	SENAPATI	9882	47286.70	309	943.66	16	233.87	9	70.72	1	1.35	0	0.00	10217	48536.30
13	TAMENGLONG	2212	12512.18	12	55.04	1	5.98	1	0.00	0	0.00	0	0.00	2226	12573.20
14	TENGNOUNPAL	2646	9722.70	275	1658.85	4	30.01	5	20.92	0	0.00	0	0.00	2930	11432.48
15	THOUBAL	403	1694.73	4165	12485.74	3	15.29	29	153.48	2	21.76	1	4.49	4603	14375.49
16	UKHRUL	5309	24720.33	35	235.57	4	49.22	6	21.25	0	0.00	0	0.00	5354	25026.37
Grand	Total	69279	320797.60	14815	56794.09	102	1050.46	369	1611.11	5	35.53	40	569.01	84610	380857.80

Bankwise Progress under PMJDY Report of Manipur as on date 31.12.2025

(Amount in Rs. Lakhs)

Sl No.	Bank Name	Rural No	Urban No	Male No	Female No	Total PMJDY No.	No of Zero Balance A/c	Amt Deposits held in the A/c	No of Rupay Card Issued	No of Rupay Card Activated	No of Aadhaar Seeded
1	BOB	20941	16882	16518	21550	38068	1664	1416.63	12727	1491	30409
2	BOI	655	1094	2282	3868	6150	822	180.82	5820	3972	5222
3	BOM	0	5217	3321	3444	6765	1942	419.37	5272	5272	5092
4	CAN	13182	7984	9544	11622	21166	4138	864.84	9666	1746	16946
5	CBI	15449	44677	25635	34491	60126	4417	1284.80	23599	23599	47971
6	IND	504	12190	4906	7785	12691	419	126.09	2321	614	11107
7	IOB	10323	5472	7032	8717	15749	1085	313.81	15795	9374	14102
8	PNB	38010	196725	87792	146936	234728	55390	4305.16	237337	93845	178861
9	PSB	4999	6688	6962	4725	11687	23	194.05	8834	7724	7364
10	SBI	169030	167973	143186	193752	336938	6668	11237.77	338102	22845	212618
11	UCO	49705	11421	26579	34511	61090	6769	1722.71	32962	22042	51354
12	UNI	25	9636	3175	6486	9661	2189	208.69	6948	4141	8236
Pub	Total	322823	485959	336932	477887	814819	85526	22274.74	699383	196665	589282
1	AXIS	1133	5825	2596	4362	6958	331	253.20	4374	1763	5568
2	BAND	34	340	250	260	510	280	5.34	486	486	507
3	HDFC	2912	2554	2394	3072	5466	1721	169.99	5466	1990	2864
4	ICICI	1024	1035	711	1348	2059	197	44.08	1995	164	365
5	IDBI	690	1673	994	1369	2363	462	42.29	1081	0	2000
6	INDUS	1	1447	515	933	1448	45	22.68	1448	507	1223
7	YES	0	0	0	0	0	0	0.00	0	0	0
Priv	Total	5794	12874	7460	11344	18804	3036	537.58	14850	4910	12527
1	SSFB	0	0	0	0	0	0	0.00	0	0	0
Small FB	Total	0	0	0	0	0	0	0.00	0	0	0
1	MRB	242908	4101	101594	144516	246110	49796	6008.23	175975	47982	182447
RRB	Total	242908	4101	101594	144516	246110	49796	6008.23	175975	47982	182447
1	MSCB	22269	3560	10286	15543	25829	7049	114.19	3844	3349	4326
Grand	Total	593794	506494	456272	649290	1105562	145407	28934.74	894052	252906	788582

District wise progress under PMJDY report of Manipur as on date 31.12.2025

(Amount in Rs.Lakhs)

Sl No.	District Name	Rural No	Urban No	Male No	Female No	Total PMJDY No.	No of Zero Balance A/c	Amt Deposits held in the A/c	No of Rupay Card Issued	No of Rupay Card Activated	No of Aadhaar Seeded
1	BISHNUPUR	97229	56100	59405	93694	153099	22368	2728.95	119802	33992	112621
2	CHANDEL	11276	0	5139	6133	11272	781	350.01	10524	2330	8472
3	CHURACHANDPUR	99484	3533	46498	56498	102996	12499	4224.01	76093	16823	73762
4	IMPHALEAST	100941	42941	56965	86798	143763	17984	3266.12	112303	33082	101591
5	IMPHALWEST	47539	208017	101409	155333	256742	29621	6985.85	201092	70998	195855
6	JIRIBAM	16625	0	6448	10313	16761	2604	489.35	15618	7425	15125
7	KAKCHING	29663	49215	31927	46879	78806	10603	1273.72	62536	15564	59641
8	KAMJONG	2192	0	1098	1093	2191	52	119.46	2352	161	1454
9	KANGPOKPI	30029	966	15374	15615	30989	1824	1074.27	21927	5911	18378
10	NONEY	14727	0	7501	7189	14690	2451	599.19	12546	4268	10617
11	PHERZAWL	0	0	0	0	0	0	0.00	0	0	0
12	SENAPATI	35935	0	16356	19556	35912	1764	1603.34	39752	7095	22164
13	TAMENGLONG	5326	16162	9569	11919	21488	3424	508.86	25153	10877	14273
14	TENGNOUNPAL	10074	5440	6710	8791	15501	2514	503.43	17335	4930	11415
15	THOUBAL	86823	70779	66795	95295	162090	20512	2758.82	122382	24160	108874
16	UKHRUL	5931	53341	25078	34184	59262	16406	2449.36	54637	15290	34340
Grand Total		593794	506494	456272	649290	1105562	145407	28934.74	894052	252906	788582

Bankwise Progress under SOCIAL SECURITY SCHEME Report of Manipur as on date 31.12.2025

SI No.	Bank Name	Enrolment under PMJJBY	eligible cases under PMJJBY	renewals under PMJJBY	Enrolment under PMSBY	eligible cases under PMSBY	renewals under PMSBY	Enrolment under APY	Total Enrolment No.
1	BOB	6365	7904	3220	22312	4098	14315	2849	31526
2	BOI	3695	58185	1516	17073	73662	9885	641	21409
3	BOM	1452	4798	1930	3625	6030	2689	474	5551
4	CAN	993	73232	3511	2270	88104	13443	3391	6654
5	CBI	4068	95364	2575	14596	133755	10471	494	19158
6	IND	3542	28858	1313	9154	38400	5185	1024	13720
7	IOB	1244	39281	443	3195	55065	1959	16	4455
8	PNB	97219	904266	27230	296119	1238098	78300	56677	450015
9	PSB	2756	2756	2369	13035	13035	11946	1514	17305
10	SBI	229505	466320	93668	377571	798977	240179	17936	625012
11	UCO	9605	131662	2749	20692	184892	10330	2608	32905
12	UNI	530	13772	468	2528	18393	2431	165	3223
Pub	Total	360974	1826398	140992	782170	2652509	401133	87789	1230933
1	AXIS	396	65285	232	2469	72337	637	3422	6287
2	BAND	35	18880	2	254	25200	0	30	319
3	HDFC	2289	24352	623	10933	28314	5694	1724	14946
4	ICICI	5	0	0	5	0	0	0	10
5	IDBI	2005	10494	769	4508	12370	2133	1482	7995
6	INDUS	43	6750	6	401	8212	13	10	454
7	YES	0	0	0	0	0	0	0	0
Priv	Total	4773	125761	1632	18570	146433	8477	6668	30011
1	SSFB	8	0	0	70	0	0	0	78
Small FB	Total	8	0	0	70	0	0	0	78
1	MRB	57644	284313	131684	120916	360911	449470	15850	194410
RRB	Total	57644	284313	131684	120916	360911	449470	15850	194410
1	MSCB	2120	16991	468	7845	23356	2977	0	9965
Grand	Total	425519	2253463	274776	929571	3183209	862057	110307	1465397

**District wise progress under SOCIAL SECURITY SCHEME report of
Manipur as on date 31.12.2025**

Sl No.	District Name	Enrolment under PMJJBY	eligible cases under PMJJBY	renewals under PMJJBY	Enrolment under PMSBY	eligible cases under PMSBY	renewals under PMSBY	Enrolment under APY	Total Enrolment No.
1	BISHNUPUR	35947	180323	32932	82995	258763	106480	9582	128524
2	CHANDEL	4598	22173	3048	6833	35609	7185	308	11739
3	CHURACHANDPUR	35158	156201	16818	33320	229667	46122	4423	72901
4	IMPHALEAST	44669	232245	41653	112532	321881	157631	14562	171763
5	IMPHALWEST	104464	494774	68567	285715	729033	207557	32337	422516
6	JIRIBAM	7395	36564	2104	11959	47810	3534	3096	22450
7	KAKCHING	21762	113104	14842	40584	162237	51449	4899	67245
8	KAMJONG	872	2318	324	3946	4179	1305	63	4881
9	KANGPOKPI	16377	39740	6969	62346	63561	14213	1523	80246
10	NONEY	2924	19122	5121	4633	23205	18546	882	8439
11	PHERZAWL	0	0	0	0	0	0	0	0
12	SENAPATI	22174	78237	8233	32484	112107	25547	2671	57329
13	TAMENGLONG	5766	42884	1677	30613	54184	5311	3699	40078
14	TENGNUUPAL	8788	26975	8679	8580	38543	19186	1621	18989
15	THOUBAL	28838	211644	35984	63274	296061	115908	9104	101216
16	UKHRUL	24938	90269	11870	22575	131410	29048	4903	52416
Grand Total		364670	1746573	258821	802389	2508250	809022	93673	1260732

Bankwise Progress under AADHAAR Authentication Report of Manipur as on date 31.12.2025				
SI No.	Bank Name	Number of operative CASA	Number of Aadhaar seeded CASA	Number of Authenticated CASA
1	BOB	132116	123403	80578
2	BOI	36229	34660	28832
3	BOM	14616	4895	4595
4	CAN	76449	72879	12702
5	CBI	90903	52463	72255
6	IND	44275	23423	21406
7	IOB	38103	36229	33508
8	PNB	368987	0	13474
9	PSB	58794	46344	46344
10	SBI	998087	512053	378945
11	UCO	146546	185016	185016
12	UNI	16529	4141	3930
Public	Total	2021634	1095506	881585
1	AXIS	72404	11201	10549
2	BAND	45331	41325	7479
3	HDFC	44109	11145	11145
4	ICICI	23790	15665	22248
5	IDBI	14339	11656	4286
6	INDUS	13606	12130	13606
7	YES	0	0	0
Private	Total	213579	103122	69313
1	SSFB	18867	0	0
Small FB	Total	18867	0	0
1	APBL	10116	10116	10116
t B	Total	10116	10116	10116
1	MRB	472901	418609	418609
RRB	Total	472901	418609	418609
1	MSCB	151609	123119	200323
Grand	Total	2888706	1750472	1579946

District wise progress under AADHAAR Authentication report of Manipur as on date 31.12.2025				
SI No.	District Name	Number of operative CASA	Number of Aadhaar seeded CASA	Number of Authenticated CASA
1	BISHNUPUR	281595	194485	202800
2	CHANDEL	34561	26593	21366
3	CHURACHANDPUR	270524	179849	129369
4	IMPHALEAST	428515	293957	270493
5	IMPHALWEST	825144	464026	434096
6	JIRIBAM	46664	13959	11830
7	KAKCHING	177095	101770	103734
8	KAMJONG	5402	3726	2200
9	KANGPOKPI	99758	62231	42928
10	NONEY	35089	27576	22491
11	PHERZAWL	6	6	6
12	SENAPATI	157121	89154	73871
13	TAMENGLONG	46003	14161	2773
14	TENGNOUNPAL	40914	26049	23717
15	THOUBAL	321670	207169	189200
16	UKHRUL	118645	45761	49072
Grand	Total	2888706	1750472	1579946

**Bankwise Progress under DIGITAL TRANSACTION Report of Manipur during the FY-2025-2026
upto date 31.12.2025**

(Rs. In Lakhs)

Sl No.	Bank Name	BHIM/UPI A/c	BHIM/UPI Amt.	BHIM Aadhaar A/C	BHIM Aadhaar Amt.	Bharat QR Code A/C	Bharat QR Code Amt.	IMPS A/C	IMPS Amt.	Cards (Debit & Credit) A/C	Cards (Debit & Credit) Amt.	USSD A/C	USSD Amt.
1	BOB	14664681	258508.80	0	0.00	0	0.00	51516	16345.81	481402	19138.20	304	3.95
2	BOI	15045	28724.75	19	8.12	0	0.00	601	2371.61	15243	305.99	0	0.00
3	BOM	1673	347.81	679	167.10	177	275.09	1325	421.89	3485	711.39	0	0.00
4	CAN	8388667	176802.88	0	0.00	0	0.00	0	0.00	133242	6721.12	122	1.40
5	CBI	27735	60343.00	10	0.41	0	0.00	4238	5712.71	9511	2332.55	0	0.00
6	IND	3019721	45156.74	0	0.00	0	0.00	136592	10200.91	99329	4128.99	0	0.00
7	IOB	5764	2271.00	0	0.00	90	137.00	1670	1157.00	6204	1428.00	0	0.00
8	PNB	17221923	330505.77	122	6.28	0	0.00	147685	21812.78	538300	31909.69	0	0.00
9	PSB	70301	9657.63	0	0.00	0	0.00	6233	1810.02	139986	17733.62	0	0.00
10	SBI	153600221	2585730.96	5	0.40	0	0.00	2222	85.39	6193	87.63	747284	20673.30
11	UCO	0	0.00	0	0.00	8	0.13	217780	27191.25	191478	10862.13	0	0.00
12	UNI	751133	14967.51	214	1.42	0	0.00	8464	1324.70	1533	2.01	0	0.00
Public	Total	197766864	3513016.85	1049	183.73	275	412.22	578326	88434.07	1625906	95361.32	747710	20678.65
1	AXIS	46886	334474.02	0	0.00	21348	3163.56	9327	6142277.34	12118	6548.75	0	0.00
2	BAND	2566755	59388.03	0	0.00	54	235.13	10820	4052.33	2957	121.98	0	0.00
3	HDFC	20064313	673601.04	0	0.00	74	6.09	450398	131388.31	393396	14919.17	0	0.00
4	ICICI	12553	72323.51	0	0.00	4125	315.26	5767	27562.08	2785	2955.35	0	0.00
5	IDBI	639992	13014.06	316	7.23	0	0.00	3262	2264.99	2062	76.08	59	1.76
6	INDUS	2003270	9165930597.43	0	0.00	0	0.00	296020	6183175189.18	1155	1026039.65	0	0.00
7	YES	412658	16482.81	5	0.37	16125	427.59	27380	8837.93	25500	686.07	0	0.00
Private	Total	25746427	9167099880.90	321	7.60	41726	4147.63	802974	6189491572.16	439973	1051347.05	59	1.76
1	SSFB	0	0.00	0	0.00	0	0.00	1479	810077.89	2360	4926.31	0	0.00
Small FB	Total	0	0.00	0	0.00	0	0.00	1479	810077.89	2360	4926.31	0	0.00
1	APBL	1960	33872.93	1960	33872.93	0	0.00	561	139.13	133	15.19	0	0.00
Payment B	Total	1960	33872.93	1960	33872.93	0	0.00	561	139.13	133	15.19	0	0.00
1	MRB	69912	232950.06	0	0.00	301	4868.58	308	1462.02	399904	10585.50	0	0.00
RRB	Total	69912	232950.06	0	0.00	301	4868.58	308	1462.02	399904	10585.50	0	0.00
1	MSCB	0	0.00	0	0.00	0	0.00	4768	685.55	20717	903.72	0	0.00
Grand	Total	223585163	9170879720.74	3330	34064.26	42302	9428.43	1388416	6190392370.82	2488993	1163139.09	747769	20680.41

District wise progress under DIGITAL TRANSACTION report of Manipur during the FY 2025-2026 upto date 31.12.2025

(Amount in Rs.Lakhs)

Sl No.	District Name	BHIM/UPI A/c	BHIM/UPI Amt.	BHIM Aadhaar A/C	BHIM Aadhaar Amt.	Bharat QR Code A/C	Bharat QR Code Amt.	IMPS A/C	IMPS Amt.	Cards (Debit & Credit) A/C	Cards (Debit & Credit) Amt.	USSD A/C	USSD Amt.
1	BISHNUPUR	11891056	300579.92	999	6584.92	1522	3673.90	78336	303178.14	187588	7421.35	47594	1204.63
2	CHANDEL	3879631	57885.31	49	547.37	17	0.54	8305	769.10	9832	427.91	24006	768.03
3	CHURACHANDPUR	26320022	460155.41	170	67.09	1500	222.68	80346	507521.23	138863	6305.04	101238	2476.04
4	IMPHALEAST	29910058	5597422794.53	412	6675.20	6909	1092.82	374718	3624059322.24	464101	661315.20	78491	2080.36
5	IMPHALWEST	78044526	3380792455.08	965	9413.56	27560	3170.46	523070	2511425297.91	1122455	459666.88	269044	7967.15
6	JIRIBAM	4143894	61319.79	58	609.22	12	57.73	18786	2598.18	23362	1200.29	3478	117.58
7	KAKCHING	9218735	215152.32	60	258.26	1820	294.69	107169	549403.34	109413	5228.44	35900	806.97
8	KAMJONG	600572	10030.47	0	0.00	0	0.00	2	0.01	38	0.36	1372	35.19
9	KANGPOKPI	11812535	205082.57	0	0.00	3	2.00	22098	5952.99	34866	1559.80	46580	1271.55
10	NONEY	1688618	36854.09	25	146.88	2	41.93	2567	628.26	21382	540.64	3059	95.17
11	PHERZAWL	12	52.11	12	52.11	0	0.00	1	0.14	0	0.00	0	0.00
12	SENPATI	12335297	190569412.77	0	1.00	1185	165.02	37724	52698090.95	37576	3173.19	45480	1193.99
13	TAMENGLONG	3012138	50009.05	38	1.92	0	0.00	8114	1330.88	35139	1656.21	2000	64.11
14	TENGNUPAL	3316982	64642.03	6	7.43	263	69.12	14701	364307.03	24074	950.79	18408	560.30
15	THOUBAL	18842386	467521.32	439	9127.41	1506	568.20	81954	467033.59	222938	10545.02	47279	1364.69
16	UKHRUL	8568701	165773.97	97	571.89	3	69.34	30525	6936.83	57366	3147.97	23840	674.65
Grand Total		223585163	9170879720.74	3330	34064.26	42302	9428.43	1388416	6190392370.82	2488993	1163139.09	747769	20680.41

Status of RSETIs in Manipur as on 31 December 2025

Progress in Rural Self-Employment Institute (RSETI): Churachandpur
Sponsoring Bank : State Bank of India

Name of Bank/ FI	State Bank of India	
District	Churachandpur	
Training Programme	Current Financial Year	Cumulative
No. of training Programme	18	249
No. of Trainee	625	5907
Settlement		
With Bank Finance	166	2317
With Self Finance	129	1593
Wage Employment	0	37
Total Settlement	295	3901
Settlement %	47.20%	66.04%

Progress in Rural Self-Employment Institute (RSETI): Kakching
Sponsoring Bank : Punjab National Bank

Name of Bank/ FI	Punjab National Bank	
District	Kakching	
Training Programme	Current Financial Year	Cumulative
No. of training Programme	5	73
No. of Trainee	172	2091
Settlement		
With Bank Finance	24	1152
With Self Finance	37	397
Wage Employment	0	0
Total Settlement	61	1551
Settlement %	35.47%	74%

Progress in Rural Self-Employment Institute (RSETI): Imphal West
Sponsoring Bank : State Bank Of India

Name of Bank/ FI	State Bank Of India	
District	Imphal West	
Training Programme	Current Financial Year	Cumulative
No. of training Programme	18	52
No. of Trainee	547	1566
Settlement		
With Bank Finance	108	521
With Self Finance	173	487
Wage Employment	0	0
Total Settlement	281	1008
Settlement %	51.37%	64.36%

Financial literacy initiatives by Banks:

A. Setting up of CFL (Centre for Financial Literacy):

All 24 CFLs have been operationalised in the State

S. No.	District	Sponsor Bank	Base Block/CFL	Remarks
1	Bishnupur	PNB	Moirang	Launched
2	Chandel	SBI	Chandel	Launched
3		SBI	Khangbarol TD	Launched
4	Churachandpur	SBI	Lamka South TD	Launched
5		SBI	Lanva TD	Launched
6		SBI	Suangdoh TD	Launched
7		SBI	Samulamlan TD	Launched
8	Imphal East	PNB	Keirao Bitra	Launched
9	Imphal West	SBI	HaorangSabal	Launched
10	Jiribam	PNB	Jiribam CD	Launched
11	Kakching	SBI	Kakching	Launched
12	Kamjong	PNB	Kamjong TD	Launched
13	Kangpokpi	SBI	Kangpokpi	Launched
14		SBI	Saikul TD	Launched
15		SBI	Kangchup Geljang TD	Launched
16	Noney	PNB	Longmai(Noney) TD	Launched
17	Pherzawl	SBI	Tipaimukh TD	Launched
18	Senapati	SBI	Tadubi	Launched
19		SBI	Purul TD	Launched
20	Tamenglong	PNB	Tamenglong	Launched
21	Tengnoupal	PNB	Tengnoupal	Launched
22	Thoubal	SBI	Thoubal CD	Launched
23	Ukhrul	PNB	Ukhrul	Launched
24		PNB	Jessami TD	Launched

Opening of Bank branches in Unbanked Blocks in Manipur

As decided in the SLBC, Sub-committee meeting held on 14.02.2013 at the Conference Hall of Manipur Secretariat, the following Banks have been allotted to open their Branches in the unbanked blocks as given below.

In the last combined SLBC meeting for June Quarter 2025 held on 24^h September 2025 under the Chairmanship of the Chief Secretary, Government of Manipur reviewed the progress of opening branches in Unbanked blocks and Unbanked ULBs. Approved minutes of the meeting have been circulated to all members of the committee. Member Banks /Dept. have been advised to submit their action taken reports. The present status is as under:

Sl No	District	Name & Block	Centre	Allotted Bank	Remarks/ Status
1	Kangpokpi	Island TD	Island	IOB	Opened
2	Kangpokpi	Saitu Gamphazol TD	Saitu Gmaphazol	PNB	Opened
3	Chandel	Khenjoy TD	Khenjoy	ICICI	Opened
4	Tengnoupal	Machi TD	Machi	BOB	Opened
5	Tengnoupal	Tengnoupal TD	Tengnoupal	MRB	Opened
6	Tamenglong	Tamei TD	Tamei	SBI	Opened
7	Noney	Nungba TD	Nungba	MRB	Opened
8	Churachandpur	Lamka South TD	Lamka	MRB	Opened
9	Churachandpur	Samulamlan TD	Samulamlan	PNB	Opened
10	Churachandpur	Lanva TD	Pearsonmun	SBI	Opened
11	Churachandpur	Saikot TD	Saikot	MSCB	Opened
12	Pherzawl	Thanlon TD	Thanlon	SBI	Opened
13	Noney	Khoupum TD	Khoupum	UCO	Opened
14	Kamjong	Phungyar TD	Phungyar	CBI	Opened
15	Ukhrul	Lungchungmaphei TD	Lungchungmaphei	BOB	Opened
16	Senapati	Phaibung Khullen TD	Phaibung Khullen	UCO	Opened
17	Senapati	Paomata TD	Paomata	SBI	opened
18	Ukhrul	Chingai TD	Chingai	BOB	Not Opened.
19	Kamjong	Kasom Khullen TD	Kasom Khullen	PSB	Not Opened.
20	Senapati	Wilong TD	Wilong	BOB	Not Opened.
21	Senapati	Purul TD	Purul	Indian Bank	Not opened.
22	Kangpokpi	T Waichong TD	T.Waichong	PSB	Not opened
23	Tamenglong	Tousem TD	Tousem	PNB	Not opened.
24	Churachandpur	Henglep TD	Henglep (S.Kholian-site changed)	ICICI	Not opened.
25	Churachandpur	Sangaikot TD	Sangaikot	AXIS	Not opened.
26	Pherzawl	Vangai Range TD	Vangai Range	SBI	Not opened.
27	Pherzawl	Tipaimukh TD	Tipaimukh	SBI	Not opened.

All allotted banks were advised to expedite the process of opening the branch in the allotted blocks in the last sub-committee meeting.

Total unbanked blocks identified as on 14.02.2013 : 27
Opened as on 30.09.2025 :17
Pending as on 30.09.2025 :10

In the “Review Meeting of Unbanked Blocks and DBT implementation in the State” held on 26-05-2020, 12 new Unbanked Blocks were allotted Banks for opening branches, and in 62th SLBC meeting held on 9th June 2020 Lungtin Block was re-allotted to PNB.

The progress was reviewed in the last SLBC Sub-Committee meeting on Unbanked Blocks for September Quarter 2025, held on 18th November 2025.

NEW UNBANKED BLOCKS

Sl No	District	Name & Block	Name of the Bank	Remarks/ Present Status
1	Kangpokpi	Kangchup Geljang	SBI	opened
2	Churachandpur	Kangvai	ICICI	opened
3	Noney	Haochong	HDFC	opened
4	Jiribam	Bokobekra	HDFC	Not opened.
5	Kangpokpi	Champhai	PNB	Not opened.
6	Kangpokpi	Lhungtin		
7	Kangpokpi	Bungte Chiru	PSB	Not opened.
8	Ukhrul	Jessami	SBI	Not opened.
9	Kamjong	Shahanphung	BOI	Not opened.
10	Chandel	Khangbarol	Canara Bank	Not opened.
11	Churachandpur	Mualnuam	AXIS Bank	Not opened.
12	Churachandpur	Suangdoh	PNB	Not opened.

Allocation of Bank for opening branches at unbanked towns/ULBs in Manipur

Sl. No	Name of the ULB	District	Population (2011 Census)	Name of the Bank	Opening Status
A. Municipal Councils					
1	Sugnu MC	Kakching	5132	SBI	opened
2	Lamlai MC	Imphal East	4601	Yes Bank	opened
3	Kakching Khunou MC	Kakching	11379	SBI	opened.
4	Kwakta MC	Bishnupur	8579	BOI	Not opened.
5	Shikhong Sekmai MC	Thoubal	7390	Indusind Bank	Not opened.
B. NAGAR PANCHAYAT					
6	Samurou NP	Imphal West	16582	BOI	Not opened.
7	Thongkhong Laxmi NP	Imphal West	14878	PNB	IOB Branch opened on 10.02.2026
8	Lilong (IW) NP	Imphal West	12427	PNB	Opened
9	Andro NP	Imphal East	8744	Canara Bank	Not opened.
10	Lamshang NP	Imphal West	8130	Indian Bank	opened
11	Oinam NP	Bishnupur	7161	BOI	opened

Provision for banking services through banking outlets or part-time banking outlets in the villages as on 30.09.2025

Name of District	Total Villages	Above 5000			2000-5000			Below 2000			Total	
		Nos. of Villages	Banked	Unbanked	Nos. of Villages	Banked	Unbanked	Nos. of Villages	Banked	Unbanked	Banked	Unbanked
Imphal West	107	4	4	0	36	36	0	67	67	0	107	0
Imphal East	141	4	4	0	42	42	0	95	95	0	141	0
Jiribam	50	0	0	0	2	2	0	48	48	0	50	0
Thoubal	61	11	11	0	21	21	0	29	29	0	61	0
Kakching	26	6	6	0	20	20	0	10	10	0	26	0
Bishnupur	48	6	6	0	20	20	0	22	22	0	48	0
Churachandpur	507	3	3	0	14	14	0	490	490	0	507	0
Pherzawl	89	0	0	0	2	2	0	87	73	3	75	3
Senapati	136	11	11	0	42	42	0	83	83	0	136	0
Kangpokpi	533	0	0	0	6	6	0	527	527	0	533	0
Tamenglong	117	0	0	0	3	3	0	114	114	0	117	0
Noney	57	0	0	0	4	4	0	53	53	0	57	0
Ukhrul	95	1	1	0	12	12	0	82	82	0	95	0
Kamjong	118	0	0	0	1	1	0	117	106	4	107	4
Chandel	267	0	0	0	1	1	0	266	266	0	267	0
Tengnoupal	163	0	0	0	1	1	0	162	162	0	163	0
Total	2515	46	46	0	217	217	0	2252	2227	7	2504	7

STATE BANK OF INDIA

7. STATEMENT GIVING DETAILS OF DCC/ DLRC MEETINGS HELD DURING April' 2025 To March' 2026

NAME OF THE CIRCLE : North Eastern Circle		(iv)										
S.N O.	NAME OF THE STATE/ U.T	NAME OF THE DISTRICT	DATE OF DISTRICT LEVEL REVIEWING COMMITTEE (DLRC) MEETINGS								WHEATHER ATTENDED BY MPs/MLAs/ZP CHIEFS (Name & Date)	IN CASE NO MEETING CONVENED, REASONS THEREOF*
(i)	(ii)	(iii)	I-Qtr.(April - June)		II-Qtr. (July-Sep)		III-Qtr. (Oct-Dec)		IV-Qtr. (Jan-Mar)		(v)	(vi)
			DCC	DLRC	DCC	DLRC	DCC	DLRC	DCC	DLRC		
1	MANIPUR	Imphal West	16.10.2025	16.10.2025	09.01.2026	09.01.2026					No	
2	MANIPUR	Churachandpur	23.09.2025	23.09.2025	20.11.2025	20.11.2025					No	
3	MANIPUR	Thoubal	01.10.2025	01.10.2025	06.01.2026	06.01.2026					No	
4	MANIPUR	Kakching	16.09.2025	16.09.2025	09.12.2025	09.12.2025	25.02.2026	25.02.2026			No	
5	MANIPUR	Senapati	11.09.2025	11.09.2025	17.12.2025	17.12.2025					No	
6	MANIPUR	Kangpokpi	09.12.2025	09.12.2025	09.12.2025	09.12.2025	05.02.2026	05.02.2026				
7	MANIPUR	Pherzawl	19.09.2025	19.09.2025	25.11.2025	25.11.2025	12.01.2026	12.01.2026			No	There is no Bank Branch in Pherzawl District. Thanlon Sub-Division has been reamalgamated to Churachandpur District vide Govt. of Manipur, Revenue Department notification dated 6th January, 2022 published in Manipur Gazette no. 337 dated 7th January, 2022
8	MANIPUR	Bishnupur	04.08.2025	04.08.2025	09.12.2025	09.12.2025					No	
9	MANIPUR	Noney	19.09.2025	19.09.2025	17.02.2026	17.02.2026					No	
10	MANIPUR	Imphal East	08.08.2025	08.08.2025	02.12.2025	02.12.2025					No	
11	MANIPUR	Tengnoupal	01.08.2025	01.08.2025	29.12.2025	29.12.2025					No	
12	MANIPUR	Ukhrul	04.12.2025	04.12.2025	04.12.2025	04.12.2025						
13	MANIPUR	Jiribam	01.08.2025	01.08.2025	01.12.2025	01.12.2025					No	
14	MANIPUR	Chandel	15.09.2025	15.09.2025	05.12.2025	05.12.2025	23.02.2026	23.02.2026			No	
15	MANIPUR	Kamjong									No	
16	MANIPUR	Tamenglong	27.11.2025	27.11.2025	27.11.2025	27.11.2025					No	

*In case the meeting could not be convened during the quarter, reason may be furnished in column No. (vi)

SLBC MANIPUR

MINUTES OF THE 83rd SLBC MEETING FOR JUNE 2025 QUARTER.

The SLBC meeting for the quarter ended June 2025 was held on 24th September, 2025 in the conference hall, South Block, Old Secretariat, Imphal at 04:00 p.m. Shri Puneet Kumar Goel, IAS, Chief Secretary, Govt. of Manipur and Chairman SLBC Manipur chaired the meeting.

Shri Kh. Okendra Singh, Regional Manager, SBI, Imphal & Convenor welcomed the Chairman and all members who were present both physically and online for the meeting. He highlighted to the Chair and the house a brief banking profile in the state. There are 24 banks including Scheduled Commercial Banks, Private Banks, Cooperative Bank, Rural Bank and Payments banks operating in the state with 273 branches, 388 ATMs and 5923 BC points. Out of 273 branches, 133 are at Rural centres, 81 at Semi-Urban centres and 62 in Urban centres. Out of 388 ATMs, 155 ATMs are at Rural centres, 81 ATMs at Semi-Urban centres and 152 ATMs at Urban centres. The Chairman noted that the number of ATMs seems to be low compared with number of branches.

Thereafter, Shri. Namkoi Kangba, Coordinator SLBC, Manipur presented the agenda items for discussion of the house.

List of participants is in **Annexure**.

Agenda 1: Review of Deposits, Advances & CD Ratio.

The CD Ratio has marginally improved from 80% in March, 2025 to 81% in June, 2025. However, the marginal improvement in CD ratio is due to the decrease in deposits of the banks during the quarter compared to last quarter and not due to improvement of businesses of the banks. The national benchmark of CD ratio is 60% but there are 4 banks with CD ratio below 40%. They are IndusInd bank with CD ratio of 7%, Bandhan bank with CD ratio of 25%, HDFC with CD ratio of 33% and SSFB with 36%. The CD ratios of these banks are low as the 4 banks have stopped lending after the crisis in 2023. HDFC has submitted that their bank has resumed lending and CD ratio will improve in the coming quarter. The government will take up with the management of the banks on the matter. There are also 2 banks with CD ratio less than 60%. They are MSCB with CD ratio of

51% and MRB with CD ratio of 56%. MSCB &MRB has submitted that their CD ratio has crossed 60% during the 2nd quarter.

(Action: IndusInd, Bandhan, SSFB, HDFC)

Among the districts, CD ratio of Jiribam district continues to remain below 40%.CD ratio of Bandhan bank is only 3%, PNB is 41%, SBI is 58% and MSCB is 111% in Jiribam district. Bandhan bank has submitted that their bank has started lending in the district and CD ratio will improve in the next quarter. The DCC sub-committee to improve CD ratio in the district has also conducted the quarterly meeting on 01.08.2025 and drawn up action plan to improve CD ratio.

(Action: Bandhan, PNB, SBI &LDM)

Agenda 2: Review of ACP Achievement (Priority Sector) and ACP target for 2025-26

The bank-wise and district-wise ACP target has been prepared by SLBC and presented to the house for approval. GM, NABARD submitted that the ACP is in line with the PLP prepared by NABARD. He also informed the house that DFS has given Agri loan targets for all states with break-up for SCBs, Rural Bank and Co-operative banks and NABARD has shared the targets to SLBC. The total agriculture loan target for Manipur given by DFS is Rs.1600.00 crores. Based on the target given, SLBC has distributed the target bank-wise and district-wise and approved by the house.

In priority sector lending, the state has achieved 26% of the ACP target upto the quarter. Achievement in Agriculture is only 10%, MSME is 48% and Other Priority sector is 14%. Among the Banks, Bandhan, IndusInd, SSFB and Yes bank have nil achievement in Agriculture sector. Achievement of MSCB is also only 0.95%, PSB is 1.17%, Axis is 1.35, IDBI is 1.53%, PNB is 2.96%, IOB is 4.45%, UCO is 4.66% and CBI is 8.39. In MSME sector, Bandhan, IndusInd and SSFB have nil achievement of ACP targets. The Chair advised non-performing banks to share if they have any specific problem. The Chair also stated that government will take up with DFS regarding banks with nil achievement.

(Action: IndusInd, Bandhan, SSFB, Yes, MSCB, PSB, Axis, IDBI, PNB, IOB, UCO, CBI)

Agenda 3: Review of progress of 3 months Jansuraksha Campaign for Saturation of Financial Inclusion Schemes from 01.07.2025 to 30.09.2025.

A total of 3174-grampanchayats/villages are mapped to be covered for holding of financial literacy camps during the campaign period. Out of this, 2781 GPs/villages have been covered which is 87.62% of the GPs/villages mapped

During the campaign upto 21.09.2025, 19737 PMJJBY has been enrolled which is 43.45% of the target of 45246 and 27472 PMSBY has been enrolled which is 42.60% of the target of 64495. The annual APY target for 2025-26 is 21440. Banks have enrolled 6134 for APY which is only 28.61% of the annual target and 2659 APY have been enrolled during the campaign period. 8365 PMJDY accounts have been opened. 5684 nos. of Re-KYCs were done for PMJDY accounts and 6205 nos. of Re-KYC were done for other than PMJDY accounts. 1546 nos. of nominations were done for PMJDY accounts and 4825 nos. of nominations were done for other than PMJDY accounts during the campaign period.

The Chair pointed out that some banks are not performing and advised all to achieve atleast 60% of the target in the remaining days of the campaign period.

[Action : All Banks]

Agenda 4: a) Review of Opening of Brick-and-Mortar Branches in Unbanked Blocks/Urban Local Bodies (ULBs).

There are 19 unbanked blocks 5 unbanked Local Urban Centers. Out of these 24 unbanked blocks and ULBs, SBI has been provided authorization for opening of branch at Jessami and IOB has been provided authorization for opening of branch at Thongkhong Laxmi ULB.

The progress of opening bank branches in unbanked blocks and ULBs were reviewed block wise and ULB wise. The action points that emerged out of the deliberations are listed as under:

SL No	Name of Districts	Name of Blocks	Allotted Bank	Status
1	Chandel	Khangbaro 1	Canara	The bank had conducted survey on 14/10/2024 but found that

				opening of branch is not feasible due to lack of infrastructure like RCC building, internet connectivity, security etc. However, the bank proposes to conduct survey again along with district authorities and LDM. The Chair advised the bank to expedite the process.
2	Churachand pur	Sangaikot	Axis	Representative of the Axis bank submitted that survey was conducted for Sangaikot on 14.03.2025 and for Mualnuam on 20.02.2025. Their controller is visiting the state next month and planning to open a branch at least at one of the centres. The bank was advised to expedite the opening of branch.
3	Churachand pur	Mualnuam		
4	Senapati	Willong	BOB	BOB has conducted joint survey with district official and LDM on 19/11/2024 and positive report has been submitted to their controller for approval. Their security official visited Willong again in August 2025 and the bank has now submitted that civil police posted at Willong are unarmed and certain stretches of road are not suitable for cash van to travel safely. The bank was advised to take up the matter with district administration to sort out issues to open a branch.

5	Ukhrul	Chingai	BOB	The bank has submitted that due to law-and-order situation, their security officer could not visit the place for survey. This was not acceptable to the house and the bank has been advised to conduct joint survey along with district administration and LDM at the earliest.
6	Kamjong	Shahamphung	BOI	The district administration has submitted that there are no infrastructures for opening of branch in the block presently. SBI has been advised to explore providing CSP outlet so that basic banking facilities can be provided to the people.
7	Jiribam	Borobekra	HDFC	HDFC has conducted joint survey along with official of district administration on 09.05.2025 but reported opening of branch is not feasible due to lack of infrastructures like RCC building, internet connectivity etc. PNB already has a CSP outlet at Borobekra.
8	Churachandpur	Henglep	ICICI	ICICI bank has submitted that they have conducted survey in Henglep block on 12.08.2025. They have found suitable building at Tuilaphai under Henglep block and proposed to open branch there. The bank should expedite the process of opening branch.

9	Churachandpur	Suangdoh	PNB	The bank has conducted survey on 20.09.2025. The bank is awaiting confirmation from BSNL for VSAT feasibility. Airtel has confirmed feasibility of RF network and the bank is preparing report for submission to take approval. The bank is advised to expedite the process of opening the branch.
10	Senapati	Purul	Indian	BOI has provided approval for opening of branch at Purul. The bank had asked certain information from district administration which was provided long back. The Deputy Commissioner also stated that infrastructures are available for opening of branch. However, there is delay in opening of branch by the bank. The bank has been advised by the Chair to open branch at the earliest in within September, 2025 quarter.
11	Tamenglong	Tousem	PNB	Survey has been conducted on 23/06/2025. Bank has taken confirmation of feasibility of VSAT network connection and is awaiting confirmation of radio frequency internet connection as there is no leased line. The bank is preparing report for submission to obtain approval for opening of branch.

12	Kangpokpi	Champhai	PNB	PNB has conducted survey on 10.09.2025. The proposed building has no RCC roof. The bank has taken up with district administration for providing RCC roof building to open a branch for security reason. Meanwhile the bank is preparing a proposal to submit for approval. DC/Kangpokpi has submitted that the bank has been allocated space in the SDO office
13	Kangpokpi	Lhungtin	PNB	PNB has conducted survey on 10.09.2025. The proposed building has no RCC roof. The bank has taken up with district administration for providing RCC roof building to open a branch for security reasons. Meanwhile the bank is preparing a proposal to submit for approval. DC/Kangpokpi has submitted that the bank has been allocated space in the SDO office
14	Kangpokpi	T Waichong	PSB	The bank has conducted survey along with officials of district administration. The bank has stated lack of infrastructure at the block. The bank has been advised to consult the district administration to sort out the issues so that branch can be opened. DC/Kangpokpi has submitted that the bank has been allocated space in the SDO office

15	Kangpokpi	Bungte Chiru	PSB	The bank has conducted joint survey with SDO, Bungte Chiru and LDM on 28/06/2025 and submitted a report. The bank submitted that Bungte Chiru is within 5-6 kms of Bishnupur where many banks are functioning and population of the centre is about 1000 as per 2011 census. They proposed to provide BC point service from Bishnupur. The DC, Kangpokpi stated that Bungte Chiru block has more than 20000 population and a branch is required to cater to the banking needs of the block.
16	Pherzawl	Tipaimukh	SBI	The bank has conducted survey for opening of branch at Parbung. The bank has reported unavailability of dual connectivity for opening of branch and has taken up with telecom agencies for provision of dual connectivity so that branch can be opened.
17	Pherzawl	Vangai Range	SBI	There are infrastructure bottlenecks in the block like unavailability of building, internet connectivity, power, security, etc and it is not feasible to open branch now. The government/district administration will make efforts to provide infrastructures.
18	Ukhrul	Jessami	SBI	SBI has obtained authorization to open branch and they are in the

				process of identifying premises for the branch. Branch is expected to be opened in FY 2025-26.
19	Kamjong	Kasom Khullen	PSB	The bank has conducted joint survey along with Sub-Deputy Collector, Kasom Khullen Block on 27/02/2025 and submitted a report. They have reported that the building allotted for opening of branch is not suitable and proposed for a new suitable building. The Chair advised the bank to identify building on rental or government building at the earliest in consultation with the district administration and open a branch at the earliest.

Status of Unbanked Urban Local Bodies (ULBs)

There are still 5 unbanked ULBs as decided by SLBC to open bank branches. Out of these 5 ULBs, banks have initiated necessary steps to open branches at 4 centres. The status is given below:

SL No	Name of Districts	Name of ULB	Allotted Bank	Status
1	Imphal West	Thongkhong Laxmi	IOB	The centre was originally allotted to PNB. However, IOB was later allotted to open branch and IOB has obtained approval to open branch and bank is now looking for building to open branch.
2	Thoubal	Shikhong Sekmai	IndusInd	The bank has initiated the process to open branch at the centre. Project team of the bank for opening of branch has already identified a building for

				branch. Necessary documents of the premises have been submitted to their controller and the project team is expected to visit the centre for further action.
3	Imphal East	Andro	Canara	The bank has conducted survey on 08/10/2024. The bank proposes to conduct joint survey again along with district authorities and LDM to take a decision. The Chair advised the bank to expedite the process.
4	Bishnupur	Kwakta	BOI	The Bank has conducted survey and obtained approval to open branch. The bank is in the process of opening branch.
5	Imphal West	Samurou	BOI	The Bank has conducted survey and obtained approval to open branch. The bank is in the process of opening branch.

b) Opening of Brick-and-Mortar Bank Branch in Villages Identified by DFS

The following 16 villages/centres have been identified by DFC for opening brick and mortar branch and banks have been allotted to open bank branch as indicated below. The progress of opening branches at these villages/centres was reviewed by the house. The status is given below:

SL No	Name of Districts	Name of Village	Allotted Bank	Status
1	Churachandpur	Singngat	CBI	CBI branch opened 08.02.2022
2	Kamjong	Bungpa Khullen	SBI	SBI Kamjong branch opened 30.03.2012
3	Kangpokpi	MoirangPurel	IOB	IOB Island branch opened on 15.12.2015

4	Tamenglong	Tamei	SBI	SBI Tamei branch opened on 13.08.2018
5	Kakching	Serou	IOB	SBI Sugnu branch is within 5 kms radius.
6	Pherzawl	Sevon	PNB	PNB bank has obtained authorization to open a branch at Senvon and published advertisement in newspaper for premises. The bank will open a branch as soon as premises is finalized.
7	Ukhrul	Jessami	SBI	Regional Business Office, SBI, Imphal has submitted survey report to obtain approval for opening of branch and branch is expected to be open in FY 2025-26.
8	Ukhrul	Sana Keithel	Indian	The bank has conducted survey and obtained approval for opening of branch. The bank is now looking for premises in the village.
9	Bishnupur	Kwakta	BOI	The Bank has conducted survey and submitted report for opening of branch. Approval is awaited.
10	Thoubal	Leisangthem	BOB	The bank has obtained approval for opening of branch and has put out advertisement of premises.
11	Pherzawl	Parbung	SBI	The bank has conducted survey for opening of branch at Parbung. The bank has reported unavailability of dual

				connectivity for opening of branch. The Chair advised the bank to open a branch using alternate connectivity like SATCOM.
12	Tamenglong	Tousem	PNB	Survey has been conducted on 23/06/2025. Bank has taken confirmation of feasibility VSAT network connection and awaiting confirmation of radio frequency internet connection as there is no leased line. The bank is preparing report for submission to obtain approval for opening of branch.
13	Bishnupur	Thanga	CBI	The bank has to conduct joint survey with district official and LDM and report submitted for approval.
14	Bishnupur	Wangoo Ahallup	IOB	The bank has to conduct survey and submit the report at the earliest.
15	Kakching	Hiyanglam I	Canara	The bank has to conduct survey and submit the report at the earliest.
16	Thoubal	Maibam Konjil	UCO	The bank has to conduct survey and submit the report at the earliest.

The Chair advised all concern banks to initiate necessary steps for opening bank branches at the earliest at Unbanked blocks, ULBs and villages identified for opening of bank branches.

Agenda 5: Review of Progress of 100% Digitalization.

The banks in the state have achieved 98.24% coverage of digitalization in Saving Bank accounts and 81.68% in Current accounts which has improved from previous quarter of 97.80% coverage of digitalization in Saving Bank accounts and 77.37% coverage in Current.

There are 7 districts below the state average digitalization of 98.24% in Saving Bank accounts with Jiribam having the lowest at 93.73% followed by Tamenlong at 96.29%, Kangpokpi at 96.77%, Ukhrul at 97.51%, Churachandpur at 97.95% Imphal West at 98.09% and Thoubal at 98.19%. In Current accounts, Ukhrul district has lowest digitalization at 74.15% followed Bishnupur at 75.16%, Kangpokpi at 76.39%, Tamenglong at 78.72%, Imphal West at 81.14%, Chandel at 81.17% and Imphal East at 81.31%.

Among the banks, SSFB has lowest digitalization in Saving Banks accounts at 65.58% followed by IOB at 81.86%, CBI at 89.58%, PSB at 92.32%, Canara bank at 96.27%, PNB at 96.35%, Indian Bank at 97.33%, BOB at 97.98%, MSCB at 98.06% and BOI at 98.14. In Current accounts, MSCB has 0% of digitalization; MRB has achieved only 24.81%, Indian bank 36.90%, BOI 54.76%, Canara bank 78.71%, Axis bank 79.75% and CBI 80.82%. UNI has achieved 99.95% digitalization in Saving Bank accounts and 100% in Current accounts. BOM, IndusInd and Yes banks have achieved 100% digitalization in both Saving Bank and Current accounts.

The timeline to achieve 100% digitalization is 30.09.2025 and all banks should reach out to customers for providing at least one digital product to achieve the target within the timeline.

Agenda 6: Review of Operation of Business Correspondents/CSPs and Activation of Inactive BC Points/CSPs.

There are 491 inactive CSPs as per report submitted by banks in SLBC portal. SBI has 20 inactive CSPs, CBI has 22 inactive CSPs, HDFC has 44 inactive CSPs and Yes bank has 405 inactive CSPs. The banks were advised to make efforts to activate the inactive CSPs or deactivate those CSPs which cannot be activated.

Agenda 7: Installation of Ramps in Bank Branches/Divyangjan Counters.

As per the RBI guideline for person with Disabilities dated 19.09.2023, circulated via The Indian Banks' Association (IBA) mandate that all bank must ensure accessible service for person with disabilities:

- Ramps and accessible ATMs for wheelchair users.
- Talking ATMs with Braille keypads
- Cheque book, ATM, locker, and net banking services for visually impaired persons.
- Magnifying glasses at branches for persons with low vision.
- Compliance with guardianship provisions under the Mental Health Act, 1987 and the National Trust Act, 1999
- Display of Local Level Committee (LLC) information in English/Hindi and local languages.

The Office of the State Commissioner for person with disabilities, Manipur, in collaboration with social welfare Department, Government of Manipur, CRC officials, and NGOs under DDRC & DDRS, launch the Sugamya Yatra-Accessible City Walk on 7th February, 2025 under the aegis of the Ministry of Social Justice & Empowerment, Government of India, the initiative aimed to assess the accessibility of public infrastructure-including government office, banks, market, cinemas, and tourist sites- in the line with Section 40 of the Right of persons with Disabilities Act, 2016 and Rule 15 of the Rights of persons with Disabilities Rules, 2017

As a follow-up, the team conducted accessibility audits of bank branches and uploaded the finding to the "Yes to Access" application. It was found that the majority of branches remain non-compliance with accessibility norms for persons with disability

Therefore, in an order dated 31.07.2025 of Sou Motu Case No. 7 of 2025, the State Commissioner for person with Disabilities, Manipur, under Section 82 of the Right of Person with Disabilities Act, 2016 directed that all concerned banks that are currently non-compliance with the RBI/IBA accessibility guidelines shall:

- i. Ensure that all banks and their branches make banking services fully accessible to person with disabilities without further delay.

- ii. In branches where physical accessibility remains a challenge, designate responsible officials to provide all essential banking services on the ground floor or in any other accessible area within the premises, equipped with the necessary infrastructure and support staff.

The chair advised banks to be sensitive to challenges faced by person with disabilities and take up necessary steps to comply with RBI/IBA guidelines. All Banks to submit Compliance Report by 31stOctober, 2025.

[Action: All Banks]

Agenda 8: Cyber Frauds/Crimes and Cyber Security.

Shri N. John, SP (Cyber Crime) Manipur presented power point presentation on the cyber crime scenario in the state. No of cyber financial frauds reported was 303 in 2020, 408 in 2021, 551 in 2022, 526 in 2023 and 1541 in 2024 which saw huge jump from previous years. 1170 cases have been reported till 23/09/2025. Amount involved in financial frauds is Rs.2.41 crore in 2021, Rs.2.94 crore in 2022, Rs.5.78 crore in 2023, Rs.25.45 crore in 2024 and Rs.13.46 crore in 2025. The number and amount may be even higher as all cases may not have been reported. Only Rs.2.91 crore have been put on hold which 11.43% of the amount involved in 2024 and Rs.1.80 crore have been put on hold which 13.40%.

He also highlighted the reasons for low recovery in cyber frauds. The main reasons for low recovery are late reporting particularly big transactions and victims stay idle after reporting to bank, not blocking of digital banking facility particularly in weekends, not obtaining credit card statement in time, weekend and late night occurrences and multi layer transactions.

He further highlighted that cyber frauds are committed when victims compromise OTP, SMS forwarder app installed, remote sharing app installed, call forwarding setting, phishing link (duplicate website) and malware.

He also shared the menace of mule accounts, particularly current accounts where transaction limits are higher. He advised the banks to be vigilant against customer coming with guide, email is not in customer's name, phone number is

newly taken or not in his possession and opening of current accounts with no proper source of income.

He also advised banks to create awareness among customers that selling or renting away of their bank account is liable for criminal prosecution, that allowing someone else to use their account for unknown transactions makes them liable for the crime, not to give away their ATM card to anyone and to advise customers to report cyber frauds in National Cyber Crime Reporting portal. Lastly, banks should adopt strict KYC and verification and 2 factor authentications for online transactions.

Lastly, the Chairman advised the Police Department to examine the possibility of having a dedicated Help Line regarding cyber frauds exclusively for Manipur.

[Action : Police Department]

Agenda 9: Farmers Producers Organizations.

Under the Central Sector Scheme for Formation and Promotion of 10,000 FPOs, FPOs have been formed in Manipur through the agencies like NABARD, NCDC, SFAC, CAU, NAFED and NERAMAC. NABARD, as one of the implementing agencies of the CSS scheme, has promoted 25 FPOs under the scheme in the state and desired that the FPOs promoted by them are credit linked. They proposed that targets be given to-banks for credit linkages of the FPOs.

As per the list of FPOs provided by NABARD, 2 FPOs have opened account with MRB, 7 FPOs have opened account with MSCB, 2 FPOs have opened account with UCO, 1 FPOs have opened account with ICICI, 5 FPOs have opened account with SBI, 1 FPOs have opened account with Bandhan bank, 5 FPOs have opened account with SBI and 2 FPOs have not opened their account yet. Accordingly, it was decided that banks having FPOs account will provide credit linkage and target for banks will be same as the FPO accounts with the bank as mentioned above.

The Chairman advised NABARD to organize a meeting /workshop with concerned banks in this regard.

[Action :NABARD,MRB, MSCB, UCO, ICICI, SBI, Bandhan Bank]


Agenda 10: Misc with the permission of the Chair.

Chairman, MRB submitted that banks cannot always resort to SARFAESI Act, for recovery of loans and there is no specific law in the state for recovery of loans. He requested the Chair to enact loan recovery act for the state which will be helpful to banks especially smaller banks. The Chair assured to look into the matter.

Director, MSRLM requested 11 banks to approve 117 BC points for 36 blocks of 10 districts of Manipur. She stated that more BC points will be required as the mission expands. These BC points are identified by field staffs of MSRLM as per the requirement of SHG members. Support from NABARD will be sought once the concerned bank approves it. MSRLM will identify the candidate as per the criteria of the bank, help in training of the candidates to clear the IIBF exam for BC, provide soft loan and handholding support. List of identified centre by MSRLM for BC points has been mailed to banks for necessary action.

Director, MSRLM also submitted a total of 203 SHGs A/c opening are pending at various bank branches which greatly hampers the smooth implementation of the Mission. Moreover, 559 SHG loan applications are pending at various bank branches. She mentioned that percentage of NPA is very low for loans sanctioned under MSRLM. She requested banks to clear the pending applications with branches. List of pending SHG A/c opening and loan applications have been mailed to all banks to dispose of the applications at the earliest.

The meeting ended with thanks to the Chair.



(Dr Puneet Kumar Goel)
Chief Secretary, Government of Manipur

**PARTICIPANTS OF 83th SLBC MEETING FOR JUNE QUARTER 2025, HELD ON
24.09.2025 AT 4 PM**

CENTRAL & STATE Govt. OFFICIAL

Sl	Name of Participant	Officer & Designation
1	Dr. Puneet Kumar Goel	IAS, Chief Secretary, Govt. of Manipur
2	VK Dewangan	IAS, Addl. Chief Secretary, Govt. of Manipur
3	N Ashok Kumar	IAS, Commissioner (Finance), Govt. of Manipur
4	Ahanthem Subhash Singh	Director, Institutional Finance
5	Lenin Lamaban	SPL.AIG (OPS). P.D.
6	H. Ronita	CCS (Fishery)
7	N. Bandana	SECY/SLEE
8	Michael Achom	Secy (Vety&AH)
9	Th. Paomei	Commissioner
10	Th. Kirankumar	Secy/Land Resources
11	R.K. Dinesh	PS. (MAHUD)
12	Dr IK Muivah	ADGP I/O OPS
13	Ch. Ningthouba Meitei	Account Officer, RD&PR
14	Vishipriya. N	MSRLM, Director
15	N. John	SP, Crime Branch
16	Kh. Bobby Singh	Coo-Skills MSRCN
17	Y. Koireng	Jt Director (HRCS)
18	P. Lenin Singh	Joint Secy (vety)
19	K. Bona Devi	RA/DIF
20	Pravaker N	RA/DIF
21	Ts.GladneyMonsang	Jt. Secy (Agri)
22	Santoshi Ch.	SSFB
23	Dr Ng. Saratchandra	Vety&AH
24	Kh. Khogendrajit Singh	Director, Vety
25	Sunita Meitram	FO, Fishery
26	Akoijam Bijaya Devi	FO, Fishery

RBI& NABARD OFICIAL

Sl	Name of Participant	Officer & Designation
1	N Sridhar	GM & IOC RBI Imphal
2	Ratan Mani Soram	AGM, NABARD
3	Mahanta Patav	Manager, RBI, Imphal

BANK OFFICIAL

Sl	Name of Participant	Officer & Designation
1	L Angouba Singh	DGM, MSCB
2	M. Homen	Branch Head, Axis Bank
3	ST Kishore	Bandhan Bank
4	Oinam Gogendra Singh	Manager, BOI
5	P. Nareshkumar	Maanager, MRB
6	D. Walter Ramai	Manager, BOM
7	Anamika RK	SIDBI, AGM
8	Manajit Chakradarti	Circle Head, PNB

9	Abhay Kumar	MRB, Chairmen
10	Th. Romen Singh	CM, BOB
11	Bidyarani Ayekpam	MSCB/MD
12	Th Bonny Singh	Regional Head, ICICI, Bank
13	Ng. Gopeshwor Singh	Cluster Head, HDFC Bank
14	Dr. Meitram Uttam Luwang	LDM, IW/Thoubal
15	Lucky. S. Poumei	Manager, PSB
16	Y. Ibochou Singh	LDM, Bishnupuer
17	Ravi Kumar	LDM, Imphal East
18	W. Labinchandra Singh	Executive IPPB
19	Wahengbam Milky	Executive IPPB
20	Larini Kamei	Cluster Head, Axis Bank
21	P. Premananda Singh	Manager, CBI
22	H. Suraj Meetei	Manager, UBI
23	Ksh. Devajit	Manager, Indusind Bank
24	YS Themyo	Manager, Canara Bank
25	Medarshim Charanya	Asstt. Manager, IDBI
26	W. Berendra	LDM, Ukhrul
27	Akoijam Nongpoknganba Meitei	Manager, Indian Bank
28	Laishram Cheengleimba Meitei	Manager, Yes Bank
29	Ch. Premkumar Singh	Manager, IOB
30	W. Premjit Singh	Manager, UCO Bank
31	Th. Abungcha Singh	Manager, PNB
32	Vinayak Das	Chief Manager, PNB
33	Robest Asem	ICICI Bank

CONVENOR BANK OFFICIAL

Sl	Name of Participant	Officer & Designation
1	Khumukcham Okendra	Regional Manager, SBI RBO Imphal West
2	N Kangba	Chief Manager, Co-ordinator SLBC Manipur
3	Thoudam Rameshwor Singh	Sr. Associate

Officials Attended Through VC

Sl.	Display Name	Connection Type
1	DC Jiribam	Web app
2	DC Bishnupur	Web app
3	DC Chandel	Mobile app
4	DC Churachandpur	Desktop app
5	DC Kakching	Desktop app
6	DC Kamjong	Desktop app
7	DC Kangpokpi	Desktop app
8	DC Noney	Web app
9	DC Pherzawl	Desktop app
10	DC SPT	Desktop app
11	DC Tengnoupal	Web app
12	DC Thoubal	Web app
13	DC TML	Web app